Informe Histórico - Valor Cuota y Rentabilidad

27 de octubre de 2026

Nombre del fondo: **Fondo Mutuo Renta Fija - BHD Fondos Tu Futuro**

Evolución del Valor de la Cuota
(Últimos 12 meses)

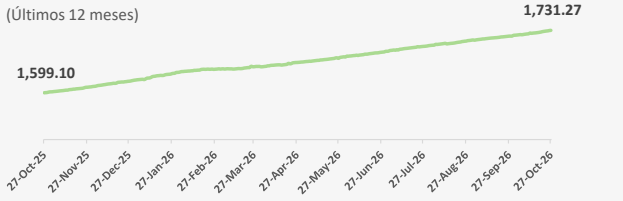

Evolución de la Rentabilidad - 30 días
(Últimos 12 meses)

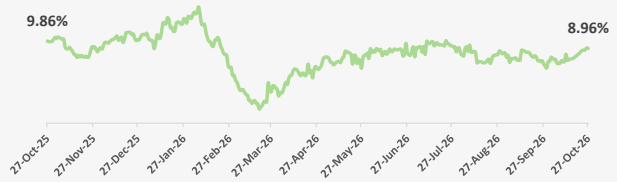

Evolución de la Rentabilidad - 60 días
(Últimos 12 meses)

Evolución de la Rentabilidad - 90 días
(Últimos 12 meses)

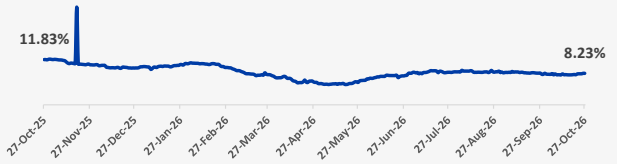

Rentabilidad Histórica

Fecha	Patrimonio neto del Fondo	Valor Cuota	Rentabilidad				
			30 días	60 días	90 días	180 días	365 días
27-Oct-26	263,807,663.48	1,731.273967	8.96%	7.89%	8.23%	8.35%	8.27%
26-Oct-26	302,427,822.61	1,731.007500	9.03%	7.92%	8.25%	8.38%	8.25%
25-Oct-26	302,560,821.79	1,730.356104	8.80%	8.01%	8.13%	8.32%	8.23%
24-Oct-26	302,497,362.49	1,729.993178	8.76%	7.95%	8.12%	8.30%	8.23%
23-Oct-26	302,431,388.56	1,729.615871	8.74%	7.98%	8.12%	8.26%	8.23%
22-Oct-26	302,835,132.33	1,729.128739	8.58%	7.94%	8.08%	8.25%	8.21%
21-Oct-26	302,744,837.21	1,728.653095	8.37%	8.08%	7.87%	8.24%	8.21%
20-Oct-26	302,608,343.45	1,727.873724	8.23%	7.93%	7.93%	8.35%	8.19%
19-Oct-26	302,153,022.19	1,727.292217	8.07%	7.85%	7.88%	8.33%	8.17%
18-Oct-26	302,062,275.14	1,726.761948	7.94%	7.84%	7.84%	8.13%	8.16%
17-Oct-26	301,996,154.23	1,726.383963	7.78%	7.96%	7.84%	8.33%	8.15%
16-Oct-26	301,930,031.10	1,726.005965	7.74%	7.99%	7.83%	8.37%	8.17%
15-Oct-26	301,863,150.74	1,725.736809	7.69%	8.02%	7.86%	8.38%	8.18%
14-Oct-26	300,757,209.49	1,725.458851	7.64%	8.01%	7.90%	8.40%	8.25%
13-Oct-26	300,738,584.82	1,725.043521	7.55%	7.99%	7.87%	8.40%	8.25%
12-Oct-26	300,838,374.00	1,725.630702	8.27%	8.36%	8.09%	8.42%	8.33%
11-Oct-26	300,498,848.17	1,724.107216	7.39%	7.92%	7.82%	8.21%	8.25%
10-Oct-26	300,434,638.00	1,723.738811	7.36%	7.34%	7.86%	8.17%	8.25%
9-Oct-26	300,370,425.67	1,723.370394	7.51%	7.35%	7.87%	8.16%	8.26%
8-Oct-26	301,033,583.05	1,722.971593	7.21%	7.38%	7.86%	8.15%	8.34%
7-Oct-26	300,976,014.45	1,722.438351	7.17%	7.32%	8.10%	8.12%	8.33%
6-Oct-26	300,894,380.93	1,722.045555	7.19%	7.32%	7.85%	8.08%	8.33%
5-Oct-26	300,927,246.26	1,722.290885	7.64%	7.55%	8.18%	8.15%	8.38%
4-Oct-26	300,780,185.78	1,721.937855	7.64%	7.55%	7.98%	8.22%	8.38%
3-Oct-26	300,719,173.74	1,721.588567	7.77%	7.34%	7.99%	8.17%	8.37%
2-Oct-26	300,658,159.64	1,721.239267	7.91%	7.81%	8.00%	8.25%	8.37%

Este Documento contiene datos e informaciones clasificados como “Publica”, que en virtud de la ley es catalogada como no confidencial y, en consecuencia, puede divulgarse sin restricciones.

Fecha	Patrimonio neto del Fondo	Valor Cuota	Rentabilidad				
			30 días	60 días	90 días	180 días	365 días
1-Oct-26	300,024,335.15	1,721.027703	7.42%	7.82%	8.04%	8.27%	8.35%
30-Sep-26	300,111,262.80	1,720.626211	7.37%	7.76%	8.26%	8.26%	8.34%
29-Sep-26	299,605,663.40	1,719.176121	6.63%	7.34%	7.98%	8.12%	8.30%
28-Sep-26	299,227,954.15	1,719.116975	6.84%	7.45%	7.99%	8.12%	8.31%
27-Sep-26	299,311,697.73	1,719.105542	7.09%	7.70%	8.29%	8.02%	8.34%
26-Sep-26	299,250,207.89	1,718.752374	7.49%	7.73%	8.29%	7.99%	8.34%
25-Sep-26	299,188,715.97	1,718.399193	7.38%	7.72%	8.29%	7.93%	8.35%
24-Sep-26	299,336,911.92	1,718.097971	7.48%	7.68%	8.31%	7.94%	8.36%
23-Sep-26	299,275,435.35	1,717.745115	7.52%	7.67%	8.37%	7.94%	8.37%
22-Sep-26	299,228,401.31	1,717.475154	7.95%	7.70%	8.41%	7.88%	8.38%
21-Sep-26	298,547,261.52	1,717.276116	8.08%	7.76%	8.38%	7.74%	8.40%
20-Sep-26	298,791,367.69	1,716.678817	7.92%	7.39%	8.28%	8.02%	8.39%
19-Sep-26	298,726,858.39	1,716.308184	8.02%	7.64%	8.32%	7.99%	8.39%
18-Sep-26	298,664,601.08	1,715.950491	8.27%	7.65%	8.32%	7.99%	8.40%
17-Sep-26	298,516,014.14	1,715.786181	8.49%	7.73%	8.38%	8.02%	8.43%
16-Sep-26	298,774,489.82	1,715.465135	8.50%	7.74%	8.39%	8.02%	8.44%
15-Sep-26	298,758,419.06	1,715.265650	8.54%	7.81%	8.51%	8.09%	8.43%
14-Sep-26	299,216,420.23	1,715.048948	8.66%	7.86%	8.52%	8.12%	8.45%
13-Sep-26	299,049,437.11	1,714.757758	8.73%	7.91%	8.45%	8.09%	8.45%
12-Sep-26	298,985,759.38	1,714.392628	8.74%	7.89%	8.59%	8.02%	8.46%
11-Sep-26	298,922,081.17	1,714.027495	7.56%	7.86%	8.59%	8.01%	8.48%
10-Sep-26	298,870,779.32	1,713.710255	7.62%	7.90%	8.61%	8.02%	8.51%
9-Sep-26	298,746,365.21	1,713.145904	7.56%	7.90%	8.54%	7.99%	8.52%
8-Sep-26	300,992,795.68	1,713.145408	7.84%	8.05%	8.73%	8.00%	8.66%
7-Sep-26	301,007,276.75	1,712.666802	7.76%	8.01%	8.46%	7.89%	8.66%
6-Sep-26	300,957,134.87	1,712.251883	7.74%	8.40%	8.52%	7.83%	8.66%
5-Sep-26	300,894,963.27	1,711.898166	7.73%	8.04%	8.47%	7.78%	8.66%
4-Sep-26	300,832,789.57	1,711.544438	7.31%	8.31%	8.48%	7.71%	8.69%
3-Sep-26	300,654,542.26	1,711.031525	8.12%	7.95%	8.45%	7.69%	8.74%
2-Sep-26	300,563,950.85	1,710.508389	7.90%	7.90%	8.37%	7.67%	8.73%
1-Sep-26	300,773,409.83	1,710.931098	8.41%	8.21%	8.59%	7.66%	8.78%
31-Aug-26	300,700,654.27	1,710.594640	8.42%	8.23%	8.45%	7.62%	8.78%
30-Aug-26	301,619,053.03	1,710.134348	8.33%	8.53%	8.82%	7.62%	8.78%
29-Aug-26	301,558,825.72	1,709.792868	8.58%	8.53%	8.62%	7.51%	8.78%
28-Aug-26	301,498,596.37	1,709.451377	8.65%	8.44%	8.65%	7.51%	8.82%
27-Aug-26	201,367,171.83	1,708.584258	8.23%	8.56%	8.54%	7.44%	8.80%
26-Aug-26	316,711,634.19	1,708.372687	8.21%	8.61%	8.63%	7.44%	8.82%
25-Aug-26	316,600,863.36	1,707.936960	8.14%	8.58%	9.01%	7.42%	8.84%
24-Aug-26	316,514,748.42	1,707.545215	8.10%	8.57%	8.63%	7.30%	8.84%
23-Aug-26	316,340,992.33	1,706.715673	7.73%	8.48%	8.44%	7.22%	8.82%
22-Aug-26	316,271,070.93	1,706.338435	7.16%	8.49%	8.61%	7.20%	8.82%
21-Aug-26	316,201,147.21	1,705.961184	7.65%	8.38%	8.61%	7.10%	8.83%
20-Aug-26	317,111,379.90	1,705.459063	7.55%	8.27%	8.59%	7.07%	12.26%
19-Aug-26	317,016,314.96	1,704.776517	7.31%	8.20%	8.50%	7.02%	8.82%
18-Aug-26	316,872,645.37	1,704.326493	7.24%	8.17%	8.50%	6.93%	8.83%
17-Aug-26	316,798,298.94	1,703.995539	7.26%	8.19%	8.52%	6.91%	8.84%
16-Aug-26	316,749,417.33	1,703.750043	7.36%	8.24%	8.53%	6.93%	8.85%
15-Aug-26	316,680,160.65	1,703.377521	7.39%	8.36%	8.50%	7.04%	8.86%
14-Aug-26	316,610,901.79	1,703.004987	7.34%	8.30%	8.51%	7.01%	8.87%
13-Aug-26	316,541,646.66	1,702.632474	7.26%	8.17%	8.52%	6.99%	8.94%
12-Aug-26	316,762,584.60	1,703.785261	8.49%	8.96%	8.83%	7.17%	9.12%

Este Documento contiene datos e informaciones clasificados como “Publica”, que en virtud de la ley es catalogada como no confidencial y, en consecuencia, puede divulgarse sin restricciones.

Fecha	Patrimonio neto del Fondo	Valor Cuota	Rentabilidad				
			30 días	60 días	90 días	180 días	365 días
11-Aug-26	316,731,808.84	1,703.401846	8.62%	8.96%	8.94%	7.12%	9.14%
10-Aug-26	316,608,898.23	1,702.912874	8.53%	8.91%	8.82%	7.16%	9.15%
9-Aug-26	319,664,247.23	1,702.550348	8.54%	8.90%	8.82%	7.14%	9.16%
8-Aug-26	319,593,476.33	1,702.173418	9.37%	9.03%	8.82%	7.14%	9.16%
7-Aug-26	319,522,703.09	1,701.796476	8.62%	8.66%	8.83%	7.11%	9.18%
6-Aug-26	313,267,928.29	1,701.448008	9.16%	8.77%	8.84%	7.09%	9.19%
5-Aug-26	313,337,865.90	1,701.651585	9.00%	8.91%	9.03%	7.15%	9.22%
4-Aug-26	313,027,959.53	1,700.082509	8.07%	8.46%	8.59%	6.98%	9.14%
3-Aug-26	314,009,923.17	1,699.854193	8.19%	8.53%	8.64%	7.00%	9.15%
2-Aug-26	313,925,892.54	1,699.615808	8.30%	8.52%	8.62%	6.98%	9.16%
1-Aug-26	313,862,123.30	1,699.270557	9.00%	8.54%	8.63%	7.04%	9.17%
31-Jul-26	313,798,347.46	1,698.925271	9.00%	8.34%	8.63%	7.09%	9.16%
30-Jul-26	277,197,454.32	1,698.264675	8.56%	8.81%	8.56%	7.04%	9.15%
29-Jul-26	298,524,360.64	1,697.841098	9.15%	8.48%	8.48%	7.02%	9.14%
28-Jul-26	298,454,835.80	1,697.512498	9.15%	8.52%	8.51%	7.18%	9.14%
27-Jul-26	298,443,569.81	1,697.331613	9.29%	8.62%	8.51%	7.18%	9.15%
26-Jul-26	297,140,226.87	1,696.992352	9.31%	8.71%	8.48%	7.21%	9.15%
25-Jul-26	297,080,088.02	1,696.648894	9.51%	9.31%	8.41%	7.31%	9.16%
24-Jul-26	297,019,593.51	1,696.303404	9.55%	8.76%	8.42%	7.31%	9.16%
23-Jul-26	297,078,030.68	1,696.665705	9.90%	8.94%	8.61%	7.39%	9.15%
22-Jul-26	296,526,691.25	1,695.657327	9.29%	8.94%	8.76%	7.30%	9.10%
21-Jul-26	296,413,265.06	1,695.280665	9.39%	8.95%	8.78%	7.34%	9.23%
20-Jul-26	296,953,363.83	1,694.913291	9.39%	8.96%	8.42%	7.44%	9.23%
19-Jul-26	296,364,954.70	1,694.567692	9.41%	8.96%	8.83%	7.43%	9.24%
18-Jul-26	296,301,143.42	1,694.202830	9.41%	8.99%	8.91%	7.35%	9.25%
17-Jul-26	296,237,305.08	1,693.837812	9.66%	9.01%	8.91%	7.36%	9.25%
16-Jul-26	296,157,548.97	1,693.426403	9.51%	8.97%	8.90%	7.34%	9.23%
15-Jul-26	295,827,070.43	1,693.120899	9.29%	8.94%	8.94%	7.34%	9.27%
14-Jul-26	295,745,788.34	1,692.851428	9.78%	8.99%	8.75%	7.40%	9.27%
13-Jul-26	295,588,464.52	1,692.411769	9.73%	8.98%	8.60%	7.40%	9.35%
12-Jul-26	295,475,392.30	1,691.861669	9.59%	8.78%	8.49%	7.39%	9.34%
11-Jul-26	295,410,472.45	1,691.489945	9.55%	8.95%	8.45%	7.55%	9.35%
10-Jul-26	295,345,550.43	1,691.118208	9.81%	8.82%	8.43%	7.68%	9.27%
9-Jul-26	295,036,557.12	1,689.692208	8.26%	8.41%	8.14%	7.53%	9.29%
8-Jul-26	295,108,635.84	1,690.268284	9.20%	8.78%	8.32%	7.64%	9.38%
7-Jul-26	294,928,705.99	1,689.237715	8.51%	8.53%	8.12%	7.73%	9.32%
6-Jul-26	294,826,936.69	1,689.645937	9.15%	8.84%	8.45%	7.95%	9.39%
5-Jul-26	295,487,892.02	1,689.267779	9.17%	8.89%	8.36%	7.82%	9.39%
4-Jul-26	295,421,547.02	1,688.888493	9.03%	8.71%	8.50%	7.80%	9.40%
3-Jul-26	295,355,199.83	1,688.509194	9.05%	8.72%	8.49%	7.79%	9.38%
2-Jul-26	295,065,537.43	1,687.274612	7.95%	8.29%	8.27%	7.67%	9.37%
1-Jul-26	295,041,013.93	1,686.936028	9.13%	8.31%	8.27%	7.66%	9.40%
30-Jun-26	295,112,724.89	1,686.834503	8.73%	8.41%	8.25%	7.65%	9.42%
29-Jun-26	294,707,002.32	1,685.665525	8.15%	8.10%	7.74%	7.56%	9.37%
28-Jun-26	294,617,686.84	1,685.341345	8.23%	8.02%	7.69%	7.57%	9.38%
27-Jun-26	294,554,485.49	1,684.979805	8.39%	8.06%	7.57%	7.60%	9.38%
26-Jun-26	294,491,281.81	1,684.618253	9.58%	7.99%	7.57%	7.63%	9.43%
25-Jun-26	294,248,904.56	1,684.029299	8.28%	7.84%	7.51%	7.66%	9.41%
24-Jun-26	295,849,069.72	1,683.630204	8.05%	7.71%	7.37%	7.65%	9.41%
23-Jun-26	295,783,904.03	1,683.554505	8.78%	7.83%	7.12%	7.68%	9.35%
22-Jun-26	295,849,573.76	1,683.324051	8.91%	7.88%	7.75%	7.72%	9.32%

Este Documento contiene datos e informaciones clasificados como “Publica”, que en virtud de la ley es catalogada como no confidencial y, en consecuencia, puede divulgarse sin restricciones.

Fecha	Patrimonio neto del Fondo	Valor Cuota	Rentabilidad				
			30 días	60 días	90 días	180 días	365 días
21-Jun-26	299,205,388.78	1,682.821955	8.82%	8.30%	7.66%	7.69%	9.32%
20-Jun-26	299,140,429.12	1,682.456602	8.80%	8.33%	7.65%	7.72%	9.33%
19-Jun-26	299,075,467.08	1,682.091236	8.86%	7.79%	7.66%	7.66%	9.19%
18-Jun-26	299,170,181.56	1,681.722813	8.88%	8.39%	7.66%	7.65%	9.20%
17-Jun-26	299,127,078.69	1,681.051493	8.60%	8.39%	7.67%	7.61%	9.31%
16-Jun-26	299,111,177.91	1,680.832536	8.62%	8.45%	7.72%	7.62%	9.32%
15-Jun-26	299,202,532.67	1,680.799169	8.90%	8.59%	7.73%	7.81%	9.33%
14-Jun-26	299,176,934.30	1,679.916911	8.52%	8.42%	7.45%	7.77%	9.30%
13-Jun-26	299,111,212.21	1,679.547873	8.27%	8.09%	7.44%	7.70%	9.31%
12-Jun-26	299,045,487.74	1,679.178822	8.60%	7.89%	7.43%	7.72%	9.32%
11-Jun-26	298,989,378.65	1,678.861401	8.40%	7.82%	7.44%	7.74%	9.32%
10-Jun-26	298,852,688.52	1,678.162906	8.13%	7.64%	7.28%	7.69%	9.30%
9-Jun-26	298,971,811.17	1,678.711550	8.85%	7.96%	7.32%	7.81%	9.36%
8-Jun-26	298,899,046.34	1,678.088608	8.67%	7.83%	7.15%	7.79%	9.35%
7-Jun-26	298,737,014.71	1,677.936778	8.86%	7.83%	7.09%	7.85%	9.37%
6-Jun-26	298,665,387.42	1,677.534464	8.93%	7.77%	6.94%	7.85%	9.37%
5-Jun-26	298,593,757.68	1,677.132136	8.54%	7.95%	6.92%	7.87%	9.38%
4-Jun-26	268,553,094.24	1,676.929757	8.70%	7.87%	6.96%	7.91%	9.39%
3-Jun-26	268,489,410.68	1,676.532097	8.50%	8.08%	6.75%	7.90%	9.39%
2-Jun-26	268,464,498.61	1,676.700535	8.93%	8.28%	6.80%	7.96%	9.43%
1-Jun-26	183,721,470.34	1,674.860142	7.77%	7.70%	6.44%	7.81%	9.29%
31-May-26	297,953,627.65	1,675.269468	8.38%	8.00%	6.41%	7.98%	9.35%
30-May-26	297,877,946.24	1,674.843942	8.14%	7.84%	6.38%	7.97%	9.34%
29-May-26	297,801,936.64	1,674.416572	8.16%	7.37%	6.35%	7.96%	9.33%
28-May-26	297,793,144.64	1,673.855841	7.86%	7.21%	6.27%	7.97%	9.32%
27-May-26	297,448,670.93	1,671.992590	6.58%	6.43%	5.85%	7.76%	9.19%
26-May-26	297,602,126.56	1,673.055732	7.46%	6.99%	5.99%	7.94%	9.28%
25-May-26	297,332,718.78	1,672.946504	7.67%	7.09%	6.02%	7.97%	9.44%
24-May-26	297,210,210.64	1,671.954762	7.17%	6.64%	5.80%	7.87%	9.39%
23-May-26	297,140,156.14	1,671.560671	8.10%	6.14%	5.61%	7.92%	9.39%
22-May-26	297,070,099.33	1,671.166567	8.12%	7.03%	5.57%	8.00%	9.40%
21-May-26	296,995,739.02	1,670.838806	7.08%	6.95%	5.56%	8.01%	9.40%
20-May-26	296,945,867.98	1,670.394305	8.21%	6.92%	5.39%	7.99%	9.37%
19-May-26	297,011,768.69	1,669.998790	8.42%	6.90%	5.32%	7.98%	9.34%
18-May-26	296,956,553.63	1,669.688334	8.48%	6.93%	5.34%	7.98%	9.32%
17-May-26	296,779,646.33	1,669.454145	8.59%	7.12%	5.60%	7.98%	9.33%
16-May-26	296,709,571.23	1,669.059956	8.63%	7.13%	5.53%	8.00%	9.33%
15-May-26	296,639,493.82	1,668.665755	7.95%	7.00%	5.49%	7.96%	9.32%
14-May-26	296,669,027.08	1,668.608734	7.80%	6.90%	5.54%	8.03%	9.32%
13-May-26	296,546,054.84	1,667.832531	7.28%	6.73%	5.34%	7.97%	9.28%
12-May-26	296,506,975.06	1,667.772400	7.43%	6.83%	5.53%	8.00%	9.31%
11-May-26	295,979,791.65	1,667.422085	7.38%	6.83%	5.47%	8.07%	9.21%
10-May-26	295,958,603.28	1,667.053536	7.31%	6.72%	5.48%	8.04%	9.21%
9-May-26	295,889,400.16	1,666.663733	7.11%	6.41%	5.41%	8.03%	9.21%
8-May-26	295,820,194.76	1,666.273918	7.01%	6.25%	5.38%	8.04%	9.20%
7-May-26	295,566,190.89	1,665.778675	7.29%	6.03%	5.31%	8.02%	9.19%
6-May-26	295,558,531.97	1,665.873598	7.36%	5.99%	5.39%	8.07%	9.20%
5-May-26	258,982,460.25	1,665.474424	7.78%	5.97%	5.39%	8.06%	9.42%
4-May-26	295,573,898.98	1,665.323579	7.93%	6.05%	5.37%	8.14%	9.43%
3-May-26	295,508,683.87	1,664.956144	7.92%	5.74%	5.47%	8.14%	9.43%
2-May-26	295,443,466.58	1,664.588696	7.91%	5.60%	5.56%	8.12%	9.43%

Este Documento contiene datos e informaciones clasificados como “Publica”, que en virtud de la ley es catalogada como no confidencial y, en consecuencia, puede divulgarse sin restricciones.

Fecha	Patrimonio neto del Fondo	Valor Cuota	Rentabilidad				
			30 días	60 días	90 días	180 días	365 días
1-May-26	295,378,247.12	1,664.221237	7.64%	5.63%	5.54%	8.14%	9.45%
30-Apr-26	295,284,974.29	1,664.109647	6.93%	5.39%	5.58%	8.12%	9.28%
29-Apr-26	295,311,983.80	1,663.656500	6.69%	5.33%	5.87%	8.08%	9.40%
28-Apr-26	295,278,677.02	1,663.474498	6.46%	5.38%	5.86%	8.08%	9.40%
27-Apr-26	295,251,012.25	1,663.256355	6.57%	5.39%	5.96%	8.13%	9.43%
26-Apr-26	294,932,713.05	1,663.191628	6.81%	5.47%	6.23%	8.22%	9.45%
25-Apr-26	294,866,945.20	1,662.820748	6.39%	5.13%	6.20%	8.21%	9.45%
24-Apr-26	294,803,141.62	1,662.460946	5.43%	5.07%	6.19%	8.20%	9.44%
23-Apr-26	294,400,994.90	1,660.897390	6.28%	4.52%	5.85%	8.00%	9.30%
22-Apr-26	294,309,091.66	1,660.478082	6.05%	4.23%	5.93%	7.98%	9.25%
21-Apr-26	294,457,201.67	1,661.471781	7.10%	4.71%	6.47%	8.15%	9.45%
20-Apr-26	294,007,742.43	1,659.595138	5.92%	4.08%	6.06%	7.96%	9.37%
19-Apr-26	297,549,327.18	1,658.933881	5.69%	3.75%	5.82%	7.90%	9.35%
18-Apr-26	297,482,358.34	1,658.560508	5.96%	3.67%	5.82%	7.90%	9.34%
17-Apr-26	297,415,387.29	1,658.187122	5.99%	3.67%	5.80%	7.90%	9.34%
16-Apr-26	297,272,845.64	1,657.746008	5.70%	3.96%	5.76%	7.89%	9.28%
15-Apr-26	297,325,697.10	1,658.202499	5.89%	4.19%	6.07%	7.99%	9.35%
14-Apr-26	298,358,466.70	1,658.336262	6.26%	4.34%	6.20%	8.05%	9.36%
13-Apr-26	298,332,480.05	1,658.222391	6.43%	4.39%	6.30%	8.12%	9.36%
12-Apr-26	295,127,360.59	1,657.983194	6.51%	4.29%	6.66%	8.14%	9.37%
11-Apr-26	295,076,563.01	1,657.697820	6.35%	4.48%	6.92%	8.28%	9.37%
10-Apr-26	295,025,763.68	1,657.412437	5.81%	4.43%	6.92%	8.29%	9.14%
9-Apr-26	294,781,679.08	1,657.277032	5.70%	4.53%	6.96%	8.36%	9.13%
8-Apr-26	294,725,459.34	1,657.020308	5.44%	4.47%	7.33%	8.36%	9.10%
7-Apr-26	294,235,922.13	1,656.175789	4.64%	4.24%	7.45%	8.29%	9.04%
6-Apr-26	294,216,353.60	1,656.172075	4.90%	4.34%	7.30%	8.36%	9.37%
5-Apr-26	293,738,614.90	1,655.254935	4.46%	4.06%	7.10%	8.44%	9.33%
4-Apr-26	293,676,592.96	1,654.905433	3.86%	4.08%	7.09%	8.45%	9.33%
3-Apr-26	293,614,568.95	1,654.555920	3.62%	3.97%	7.07%	8.46%	9.77%
2-Apr-26	293,552,542.88	1,654.206395	3.69%	4.13%	7.05%	8.48%	9.47%
1-Apr-26	293,576,927.03	1,654.186392	3.28%	4.40%	7.18%	8.52%	9.70%
31-Mar-26	292,978,492.69	1,654.964015	4.10%	4.80%	7.48%	8.66%	9.84%
30-Mar-26	292,677,652.27	1,654.819930	4.23%	4.86%	7.60%	8.68%	9.91%
29-Mar-26	292,504,470.82	1,654.943243	4.51%	5.50%	7.79%	8.68%	9.94%
28-Mar-26	292,439,976.68	1,654.578345	4.43%	5.43%	7.90%	8.67%	9.94%
27-Mar-26	292,375,458.35	1,654.213311	3.75%	5.51%	7.89%	8.72%	9.81%
26-Mar-26	292,332,469.95	1,654.382999	4.04%	6.01%	8.02%	8.77%	9.86%
25-Mar-26	292,452,541.52	1,655.256162	4.82%	6.46%	8.38%	8.94%	9.95%
24-Mar-26	291,984,404.54	1,652.606547	2.53%	5.53%	7.76%	8.64%	9.81%
23-Mar-26	291,806,262.16	1,652.478325	2.63%	5.59%	7.87%	8.68%	9.84%
22-Mar-26	291,541,534.30	1,652.134187	2.56%	5.74%	7.77%	8.71%	9.84%
21-Mar-26	291,477,493.70	1,651.771276	2.12%	6.02%	7.74%	8.71%	9.84%
20-Mar-26	291,413,451.05	1,651.408353	1.96%	5.99%	7.73%	8.72%	9.91%
19-Mar-26	287,232,011.61	1,650.681447	1.70%	5.61%	7.62%	8.68%	9.90%
18-Mar-26	287,152,465.32	1,650.281586	2.31%	5.60%	7.91%	8.69%	9.91%
17-Mar-26	286,670,044.55	1,650.212470	2.36%	5.68%	8.03%	8.73%	9.94%
16-Mar-26	286,773,549.23	1,650.416660	2.70%	5.87%	8.04%	8.83%	10.18%
15-Mar-26	286,552,259.94	1,650.080446	2.63%	6.03%	8.09%	8.86%	10.18%
14-Mar-26	286,494,549.58	1,649.748127	2.38%	6.05%	8.13%	8.88%	10.18%
13-Mar-26	286,436,837.32	1,649.415797	2.71%	6.11%	8.13%	8.85%	10.22%
12-Mar-26	286,361,851.04	1,649.333934	2.76%	6.71%	8.19%	8.90%	10.12%

Este Documento contiene datos e informaciones clasificados como “Publica”, que en virtud de la ley es catalogada como no confidencial y, en consecuencia, puede divulgarse sin restricciones.

Fecha	Patrimonio neto del Fondo	Valor Cuota	Rentabilidad				
			30 días	60 días	90 días	180 días	365 días
11-Mar-26	286,399,816.03	1,649.738103	3.36%	7.37%	8.43%	9.00%	10.19%
10-Mar-26	285,840,510.13	1,649.742214	3.45%	7.49%	8.59%	9.05%	10.22%
9-Mar-26	285,854,904.71	1,649.825293	3.71%	7.63%	8.72%	9.15%	10.27%
8-Mar-26	285,893,194.01	1,650.014169	4.04%	8.37%	8.91%	9.28%	10.30%
7-Mar-26	285,833,881.62	1,649.671852	3.93%	8.75%	8.95%	9.33%	10.30%
6-Mar-26	285,774,567.31	1,649.329523	3.97%	8.38%	8.95%	9.58%	10.47%
5-Mar-26	284,666,898.69	1,649.763202	4.35%	8.62%	9.15%	9.69%	10.72%
4-Mar-26	284,867,288.12	1,649.733341	4.91%	8.73%	9.32%	9.74%	10.74%
3-Mar-26	171,658,968.08	1,649.291627	5.13%	8.66%	9.44%	9.73%	10.59%
2-Mar-26	167,510,907.09	1,649.805483	5.74%	8.99%	9.67%	9.91%	10.65%
1-Mar-26	281,168,533.05	1,649.504313	5.73%	9.07%	9.67%	10.03%	10.65%
28-Feb-26	281,115,613.55	1,649.193856	6.69%	9.08%	9.76%	10.05%	10.66%
27-Feb-26	281,074,755.63	1,648.954158	6.64%	9.22%	9.77%	10.06%	10.86%
26-Feb-26	281,031,466.30	1,648.700197	6.90%	9.37%	9.79%	10.07%	10.86%
25-Feb-26	280,987,276.95	1,649.210451	8.17%	9.89%	10.02%	10.19%	10.93%
24-Feb-26	280,799,519.71	1,649.010448	8.23%	9.93%	10.01%	10.22%	10.91%
23-Feb-26	280,747,192.44	1,648.862476	8.34%	10.00%	10.19%	10.32%	10.93%
22-Feb-26	280,809,701.62	1,649.210043	8.85%	10.35%	10.55%	10.44%	10.98%
21-Feb-26	280,767,211.57	1,648.960497	9.22%	10.37%	10.60%	10.49%	10.99%
20-Feb-26	280,724,719.97	1,648.710942	9.89%	10.49%	10.61%	10.53%	11.01%
19-Feb-26	280,696,541.40	1,648.927134	10.30%	10.56%	10.74%	10.62%	11.06%
18-Feb-26	280,445,756.93	1,648.775544	9.97%	10.60%	10.78%	10.66%	11.08%
17-Feb-26	280,422,694.64	1,648.394235	9.97%	10.58%	10.75%	10.67%	11.09%
16-Feb-26	280,182,768.60	1,647.188891	9.22%	10.22%	10.57%	10.56%	11.03%
15-Feb-26	280,090,154.37	1,647.049698	9.34%	10.77%	10.55%	17.81%	11.05%
14-Feb-26	280,048,815.99	1,646.806611	9.74%	10.88%	10.65%	10.65%	11.06%
13-Feb-26	280,007,475.94	1,646.563514	9.85%	10.72%	10.66%	10.70%	11.08%
12-Feb-26	279,936,911.14	1,646.562250	10.24%	10.92%	10.74%	10.77%	11.11%
11-Feb-26	277,791,463.57	1,645.789407	10.93%	10.81%	10.77%	10.72%	11.09%
10-Feb-26	277,684,395.02	1,645.650751	11.86%	10.88%	10.77%	10.76%	11.11%
9-Feb-26	277,553,949.24	1,645.256881	11.77%	10.85%	10.74%	10.79%	11.12%
8-Feb-26	276,513,120.35	1,645.144775	11.92%	11.01%	10.85%	10.95%	11.14%
7-Feb-26	276,471,440.33	1,644.896795	13.08%	11.15%	10.86%	11.15%	11.15%
6-Feb-26	276,429,758.80	1,644.648806	13.96%	11.22%	10.87%	11.20%	11.18%
5-Feb-26	277,645,735.96	1,644.453101	13.30%	11.35%	10.90%	11.26%	11.19%
4-Feb-26	238,022,813.23	1,644.055784	13.12%	11.39%	10.91%	11.27%	11.19%
3-Feb-26	275,939,728.98	1,643.999756	13.31%	11.50%	10.99%	11.32%	11.22%
2-Feb-26	275,860,961.89	1,643.241556	12.92%	11.32%	10.87%	11.29%	11.20%
1-Feb-26	275,549,187.50	1,642.526047	12.56%	11.30%	10.73%	11.27%	11.18%
31-Jan-26	275,502,583.74	1,642.248246	12.75%	11.55%	10.80%	11.27%	11.19%
30-Jan-26	275,455,631.80	1,641.968369	12.79%	11.56%	10.77%	11.28%	11.20%
29-Jan-26	275,274,613.10	1,640.438811	12.01%	11.07%	10.40%	11.11%	11.13%
28-Jan-26	275,094,987.14	1,640.262165	12.38%	11.25%	10.50%	11.15%	11.15%
27-Jan-26	274,624,290.41	1,639.681700	12.53%	11.13%	10.55%	11.12%	11.15%
26-Jan-26	274,321,514.76	1,638.595905	11.89%	10.81%	10.32%	11.01%	11.11%
25-Jan-26	274,275,555.32	1,638.321377	11.93%	10.84%	10.33%	11.04%	11.12%
24-Jan-26	274,228,444.25	1,638.039970	12.10%	10.80%	10.26%	11.04%	11.13%
23-Jan-26	274,181,331.53	1,637.758553	12.13%	11.01%	10.26%	11.04%	11.15%
22-Jan-26	273,961,812.84	1,637.056322	11.99%	11.12%	10.15%	10.97%	11.14%
21-Jan-26	273,596,014.14	1,635.979918	11.06%	10.85%	9.98%	10.89%	11.10%
20-Jan-26	273,548,912.66	1,635.698272	11.04%	10.85%	9.94%	10.91%	11.11%

Este Documento contiene datos e informaciones clasificados como “Publica”, que en virtud de la ley es catalogada como no confidencial y, en consecuencia, puede divulgarse sin restricciones.

Fecha	Patrimonio neto del Fondo	Valor Cuota	Rentabilidad				
			30 días	60 días	90 días	180 días	365 días
19-Jan-26	273,690,766.88	1,635.949430	11.51%	11.07%	10.12%	11.00%	11.17%
18-Jan-26	273,640,910.39	1,635.570899	11.45%	11.03%	10.12%	10.86%	11.17%
17-Jan-26	273,593,793.07	1,635.289276	12.45%	11.02%	10.14%	10.86%	11.17%
16-Jan-26	273,546,674.09	1,635.007642	12.64%	11.14%	10.14%	11.15%	11.19%
15-Jan-26	273,118,905.16	1,634.279563	11.91%	10.86%	10.02%	11.09%	11.18%
14-Jan-26	273,051,864.01	1,633.902334	12.01%	10.95%	10.10%	11.10%	11.19%
13-Jan-26	272,941,919.75	1,633.423907	12.03%	10.87%	10.07%	11.10%	11.19%
12-Jan-26	272,525,726.32	1,631.821619	10.95%	10.33%	10.00%	10.92%	11.11%
11-Jan-26	272,327,345.11	1,630.558554	10.17%	10.18%	9.76%	10.78%	11.05%
10-Jan-26	272,280,141.05	1,630.275920	10.34%	10.12%	9.85%	10.85%	11.06%
9-Jan-26	272,232,935.34	1,629.993276	10.59%	10.11%	9.85%	10.86%	11.20%
8-Jan-26	272,208,423.15	1,628.363159	9.59%	9.65%	9.48%	10.85%	11.13%
7-Jan-26	271,974,070.28	1,627.080796	8.95%	9.24%	9.27%	10.73%	11.08%
6-Jan-26	271,884,971.59	1,627.663898	9.84%	9.60%	9.85%	10.87%	11.16%
5-Jan-26	270,781,817.31	1,627.482644	9.96%	9.65%	9.90%	10.74%	11.18%
4-Jan-26	270,734,688.08	1,627.199382	9.99%	9.70%	9.95%	10.93%	11.18%
3-Jan-26	270,687,557.19	1,626.916111	10.28%	9.73%	10.00%	11.00%	11.19%
2-Jan-26	270,640,424.64	1,626.632830	10.79%	9.75%	10.00%	10.98%	11.20%
1-Jan-26	270,470,255.13	1,626.129233	10.62%	9.63%	9.94%	10.98%	11.20%
31-Dec-25	270,415,708.66	1,625.801287	10.62%	9.70%	9.94%	11.00%	11.21%
30-Dec-25	270,317,663.66	1,625.217828	10.64%	9.53%	9.73%	10.98%	11.20%
29-Dec-25	270,214,297.39	1,624.602374	10.38%	9.34%	9.64%	10.92%	11.19%
28-Dec-25	269,974,055.14	1,623.849063	10.00%	9.26%	9.65%	10.95%	11.17%
27-Dec-25	269,921,711.85	1,623.534227	10.03%	9.44%	9.62%	11.02%	11.18%
26-Dec-25	269,869,366.80	1,623.219380	9.91%	9.42%	9.64%	11.02%	11.19%
25-Dec-25	268,990,669.64	1,622.734015	10.15%	9.33%	9.61%	11.01%	11.20%
24-Dec-25	268,938,964.59	1,622.422095	10.70%	9.23%	9.65%	11.03%	11.21%
23-Dec-25	268,850,798.48	1,621.890217	10.60%	9.13%	9.65%	11.01%	11.20%
22-Dec-25	268,531,533.30	1,621.936935	10.88%	9.26%	9.76%	11.15%	11.24%
21-Dec-25	268,489,624.29	1,621.683804	10.90%	9.34%	9.80%	11.17%	11.26%
20-Dec-25	268,437,967.59	1,621.371796	10.88%	9.27%	9.84%	11.18%	11.27%
19-Dec-25	268,386,309.15	1,621.059778	10.82%	9.30%	9.87%	11.02%	11.27%
18-Dec-25	268,035,436.63	1,619.589213	10.06%	8.86%	9.58%	10.80%	11.20%
17-Dec-25	267,913,569.63	1,619.088421	9.70%	8.80%	9.57%	10.79%	11.18%
16-Dec-25	267,573,606.65	1,619.239935	10.31%	8.98%	9.78%	10.87%	11.22%
15-Dec-25	270,649,028.42	1,618.740280	10.13%	8.89%	9.76%	10.57%	11.21%
14-Dec-25	270,616,920.09	1,618.248140	9.95%	8.96%	9.66%	10.56%	11.20%
13-Dec-25	270,565,581.31	1,617.941142	10.44%	8.98%	9.69%	10.84%	11.21%
12-Dec-25	270,513,599.13	1,617.630297	10.30%	9.41%	9.71%	10.84%	11.21%
11-Dec-25	270,437,488.96	1,617.145257	10.11%	9.36%	9.68%	10.80%	11.20%
10-Dec-25	270,069,812.49	1,616.566637	10.04%	9.37%	9.70%	10.78%	11.19%
9-Dec-25	269,697,635.96	1,616.155585	9.95%	9.32%	9.79%	10.79%	11.19%
8-Dec-25	269,614,411.53	1,615.656865	9.77%	9.23%	9.84%	10.78%	11.19%
7-Dec-25	269,932,552.51	1,615.155834	9.60%	9.22%	10.31%	10.77%	11.18%
6-Dec-25	269,879,106.36	1,614.836036	9.68%	9.72%	10.32%	10.77%	11.19%
5-Dec-25	269,825,658.41	1,614.516227	9.70%	9.75%	10.33%	10.79%	11.20%
4-Dec-25	269,623,220.29	1,613.883288	9.45%	9.67%	10.26%	10.75%	11.20%
3-Dec-25	157,536,615.77	1,612.996556	8.89%	9.50%	10.23%	10.69%	11.17%
2-Dec-25	259,386,853.98	1,612.696496	9.06%	9.49%	10.48%	10.71%	11.19%
1-Dec-25	259,491,310.76	1,612.368894	8.92%	9.47%	10.50%	10.73%	11.20%
30-Nov-25	259,394,029.05	1,611.770638	8.57%	9.35%	10.44%	10.69%	11.19%

Este Documento contiene datos e informaciones clasificados como “Publica”, que en virtud de la ley es catalogada como no confidencial y, en consecuencia, puede divulgarse sin restricciones.

Fecha	Patrimonio neto del Fondo	Valor Cuota	Rentabilidad				
			30 días	60 días	90 días	180 días	365 días
29-Nov-25	259,346,137.27	1,611.473058	8.77%	9.16%	10.43%	10.70%	11.20%
28-Nov-25	259,298,243.86	1,611.175467	9.14%	9.16%	10.46%	10.73%	11.22%
27-Nov-25	244,037,370.54	1,610.827237	9.06%	9.33%	10.48%	10.64%	13.22%
26-Nov-25	258,740,541.21	1,610.667116	9.16%	9.35%	10.67%	10.67%	11.25%
25-Nov-25	258,165,989.15	1,609.887055	8.56%	9.19%	10.59%	10.61%	11.24%
24-Nov-25	258,011,593.55	1,608.924265	8.00%	8.94%	10.49%	10.52%	11.21%
23-Nov-25	257,941,548.51	1,608.509294	7.90%	8.96%	10.54%	10.51%	11.21%
22-Nov-25	257,897,070.35	1,608.231931	8.02%	9.05%	10.58%	10.46%	11.23%
21-Nov-25	257,852,590.65	1,607.954558	7.92%	9.10%	10.62%	10.47%	11.23%
20-Nov-25	257,689,855.86	1,607.669229	8.01%	9.14%	10.65%	10.75%	11.24%
19-Nov-25	257,600,408.63	1,607.424326	8.12%	9.23%	10.71%	10.77%	11.24%
18-Nov-25	257,614,476.04	1,606.875373	7.96%	9.17%	25.56%	10.74%	11.23%
17-Nov-25	257,915,698.02	1,606.812886	8.14%	9.31%	10.82%	10.79%	11.25%
16-Nov-25	257,767,085.83	1,606.229558	7.89%	9.27%	10.81%	10.76%	11.24%
15-Nov-25	257,722,609.55	1,605.952412	8.19%	9.39%	10.88%	10.73%	11.25%
14-Nov-25	257,678,131.85	1,605.675257	8.27%	9.46%	10.92%	10.67%	11.25%
13-Nov-25	257,515,910.21	1,604.785100	8.63%	9.15%	10.79%	10.55%	11.22%
12-Nov-25	257,494,222.12	1,604.649944	8.82%	9.26%	10.91%	10.58%	11.57%
11-Nov-25	257,545,920.88	1,604.396675	9.11%	9.31%	11.20%	10.59%	11.58%
10-Nov-25	257,346,029.38	1,603.898754	8.93%	9.26%	11.52%	10.56%	11.58%
9-Nov-25	257,299,582.96	1,603.609279	8.92%	9.41%	11.61%	10.52%	11.59%
8-Nov-25	257,253,134.95	1,603.319793	9.09%	9.59%	11.71%	10.52%	11.60%
7-Nov-25	257,206,685.36	1,603.030298	10.10%	9.75%	11.74%	10.53%	11.61%
6-Nov-25	256,140,482.72	1,602.616082	10.07%	10.49%	11.75%	10.33%	11.61%
5-Nov-25	256,086,365.75	1,602.277484	10.17%	10.49%	11.81%	10.33%	11.62%
4-Nov-25	255,725,760.60	1,601.947949	10.27%	10.51%	11.87%	10.33%	11.63%
3-Nov-25	255,682,517.15	1,601.742825	10.34%	10.58%	11.89%	10.34%	11.64%
2-Nov-25	255,078,523.85	1,601.246390	10.16%	10.70%	11.84%	10.31%	11.64%
1-Nov-25	255,052,552.82	1,601.083358	10.28%	11.13%	11.88%	10.30%	11.66%
31-Oct-25	255,026,580.78	1,600.920319	10.01%	11.24%	11.95%	10.78%	11.68%
30-Oct-25	254,940,002.03	1,600.376824	9.79%	11.16%	11.91%	10.75%	11.68%
29-Oct-25	254,806,184.29	1,599.630906	9.80%	10.96%	11.78%	10.70%	11.66%
28-Oct-25	254,680,480.11	1,599.381566	9.78%	11.02%	11.83%	10.71%	11.67%
27-Oct-25	255,537,832.28	1,599.104066	9.86%	11.08%	11.83%	10.76%	11.69%
26-Oct-25	255,530,024.86	1,599.055208	10.12%	11.41%	11.89%	10.41%	11.71%
25-Oct-25	255,484,968.53	1,598.773255	10.27%	11.50%	11.88%	10.68%	11.72%
24-Oct-25	255,439,910.68	1,598.491292	10.46%	11.63%	11.93%	10.66%	11.74%
23-Oct-25	255,371,912.89	1,598.065776	10.41%	11.70%	11.94%	10.69%	11.74%
22-Oct-25	255,563,302.70	1,597.915444	10.62%	11.82%	11.99%	10.72%	11.76%
21-Oct-25	255,236,045.41	1,597.525774	10.67%	11.83%	11.71%	10.72%	11.76%
20-Oct-25	255,118,959.95	1,597.137097	10.68%	11.84%	11.69%	10.69%	11.77%
19-Oct-25	255,014,291.99	1,596.794789	10.74%	11.88%	12.24%	10.57%	11.77%
18-Oct-25	254,969,412.23	1,596.513770	10.90%	35.27%	12.25%	10.49%	11.78%
17-Oct-25	254,924,530.94	1,596.232742	11.15%	12.06%	12.29%	10.73%	11.80%
16-Oct-25	254,955,950.43	1,595.593481	10.98%	12.03%	12.24%	10.71%	11.79%
15-Oct-25	254,865,216.93	1,595.222577	10.78%	12.09%	12.23%	10.71%	11.79%
14-Oct-25	254,644,485.78	1,593.903542	10.01%	11.71%	11.91%	10.57%	11.73%
13-Oct-25	254,407,187.23	1,593.544638	10.02%	11.73%	12.04%	10.57%	11.73%
12-Oct-25	254,378,520.19	1,592.943290	9.83%	11.71%	11.95%	10.42%	11.72%
11-Oct-25	254,333,950.62	1,592.664191	10.14%	12.14%	12.31%	10.45%	11.72%
10-Oct-25	254,289,379.53	1,592.385082	10.50%	12.72%	12.35%	10.42%	11.73%

Este Documento contiene datos e informaciones clasificados como “Publica”, que en virtud de la ley es catalogada como no confidencial y, en consecuencia, puede divulgarse sin restricciones.

Fecha	Patrimonio neto del Fondo	Valor Cuota	Rentabilidad				
			30 días	60 días	90 días	180 días	365 días
9-Oct-25	254,190,533.37	1,591.897562	10.65%	12.77%	12.34%	10.37%	11.73%
8-Oct-25	253,911,080.17	1,590.408172	11.24%	12.40%	11.70%	10.21%	11.65%
7-Oct-25	253,854,635.04	1,590.022416	11.19%	12.41%	12.05%	10.21%	11.65%
6-Oct-25	253,782,180.54	1,589.568596	11.12%	12.40%	12.14%	9.71%	11.65%
5-Oct-25	253,564,975.67	1,589.122346	11.06%	12.44%	12.04%	9.63%	11.65%
4-Oct-25	253,519,864.35	1,588.839628	11.47%	12.55%	12.11%	9.58%	11.66%
3-Oct-25	253,474,751.50	1,588.556900	12.24%	12.55%	12.11%	9.51%	11.66%
2-Oct-25	253,316,491.28	1,588.263720	12.34%	12.56%	12.20%	10.16%	11.67%
1-Oct-25	253,194,719.58	1,588.415003	12.78%	12.75%	12.28%	10.22%	11.70%
30-Sep-25	253,171,092.36	1,588.134663	12.77%	12.81%	12.48%	10.23%	11.71%
29-Sep-25	140,599,700.02	1,587.380993	12.47%	12.66%	12.49%	11.07%	11.68%
28-Sep-25	253,065,246.68	1,587.164386	12.63%	12.68%	12.53%	10.47%	11.70%
27-Sep-25	253,006,843.73	1,586.798097	13.02%	12.71%	12.54%	10.89%	11.70%
26-Sep-25	252,948,438.87	1,586.431796	13.14%	12.68%	12.55%	11.03%	11.71%
25-Sep-25	252,928,186.25	1,585.983993	13.26%	12.59%	12.54%	11.12%	11.69%
24-Sep-25	252,847,749.25	1,585.479613	13.32%	12.48%	12.67%	11.09%	11.67%
23-Sep-25	252,788,292.90	1,585.106793	13.37%	12.51%	12.67%	11.09%	11.67%
22-Sep-25	252,722,848.28	1,584.714834	13.38%	12.54%	12.65%	10.82%	11.67%
21-Sep-25	252,725,300.70	1,584.270353	13.35%	12.49%	12.30%	10.84%	11.67%
20-Sep-25	252,661,229.00	1,583.868703	13.39%	12.06%	12.14%	10.84%	11.68%
19-Sep-25	252,597,155.53	1,583.467043	65.60%	12.02%	12.15%	10.86%	11.68%
18-Sep-25	252,494,466.05	1,582.996332	13.48%	12.80%	12.14%	10.87%	11.68%
17-Sep-25	252,416,076.19	1,582.424355	13.46%	12.68%	11.50%	10.83%	11.67%
16-Sep-25	252,426,799.01	1,581.991809	13.54%	12.68%	11.50%	10.82%	11.65%
15-Sep-25	252,404,605.29	1,581.858117	13.78%	12.82%	12.12%	11.01%	11.67%
14-Sep-25	252,348,589.57	1,581.450456	13.78%	12.78%	12.08%	11.02%	11.68%
13-Sep-25	252,290,160.51	1,581.084285	13.95%	12.72%	12.05%	11.04%	11.68%
12-Sep-25	252,231,729.50	1,580.718102	14.75%	12.90%	12.06%	11.05%	11.68%
11-Sep-25	252,115,027.55	1,580.073577	15.61%	12.75%	12.00%	11.44%	11.67%
10-Sep-25	251,852,525.68	1,579.368077	15.51%	13.10%	11.93%	11.38%	11.65%
9-Sep-25	251,746,836.23	1,578.705298	15.48%	13.00%	11.86%	11.33%	11.63%
8-Sep-25	251,402,693.72	1,576.548716	13.94%	12.25%	11.33%	11.14%	11.54%
7-Sep-25	251,214,229.05	1,576.215813	14.01%	11.78%	11.35%	10.91%	11.55%
6-Sep-25	251,155,703.42	1,575.848600	14.17%	12.31%	11.35%	10.94%	11.55%
5-Sep-25	251,097,175.85	1,575.481375	14.31%	12.49%	11.36%	10.95%	11.55%
4-Sep-25	250,985,839.06	1,574.719857	13.89%	12.20%	11.27%	10.92%	11.53%
3-Sep-25	250,800,103.52	1,573.554527	13.14%	11.93%	11.07%	10.81%	11.48%
2-Sep-25	211,444,616.12	1,573.141702	13.03%	11.94%	11.04%	10.80%	11.49%
1-Sep-25	249,695,038.01	1,572.785942	13.08%	11.97%	11.05%	11.13%	11.50%
31-Aug-25	249,643,497.56	1,572.523348	13.21%	11.92%	11.12%	11.55%	11.51%
30-Aug-25	249,580,412.66	1,572.125972	13.09%	12.16%	10.91%	11.54%	11.51%
29-Aug-25	249,517,056.24	1,571.726885	13.11%	12.33%	10.91%	11.23%	11.51%
28-Aug-25	249,123,612.18	1,570.915797	12.65%	12.13%	10.77%	11.16%	11.48%
27-Aug-25	248,744,150.65	1,570.414127	12.44%	12.09%	10.72%	11.14%	11.48%
26-Aug-25	248,652,730.12	1,569.836955	12.15%	12.01%	10.64%	11.11%	11.46%
25-Aug-25	248,228,742.72	1,569.268067	12.03%	11.94%	10.47%	11.47%	11.45%
24-Aug-25	248,167,852.89	1,568.844955	12.05%	12.16%	10.43%	11.46%	11.45%
23-Aug-25	248,103,738.63	1,568.439643	11.99%	12.15%	10.97%	11.47%	11.45%
22-Aug-25	248,039,622.27	1,568.034318	11.12%	12.11%	10.95%	11.40%	11.46%
21-Aug-25	247,935,079.30	1,567.599050	11.01%	11.59%	10.91%	11.40%	11.45%
20-Aug-25	240,312,031.16	1,519.162461	-22.89%	-7.86%	-2.23%	4.58%	8.04%

Este Documento contiene datos e informaciones clasificados como “Publica”, que en virtud de la ley es catalogada como no confidencial y, en consecuencia, puede divulgarse sin restricciones.

Fecha	Patrimonio neto del Fondo	Valor Cuota	Rentabilidad				
			30 días	60 días	90 días	180 días	365 días
19-Aug-25	247,820,559.53	1,566.628559	12.37%	11.29%	10.86%	11.36%	11.45%
18-Aug-25	247,534,266.22	1,566.080075	12.28%	11.25%	10.72%	11.35%	11.44%
17-Aug-25	247,473,801.19	1,565.570522	12.21%	10.31%	10.54%	11.35%	11.43%
16-Aug-25	247,409,336.53	1,565.162706	12.14%	10.32%	10.43%	11.35%	11.43%
15-Aug-25	247,344,869.75	1,564.754875	11.98%	11.13%	10.41%	11.36%	11.43%
14-Aug-25	247,388,648.31	1,564.205157	12.18%	11.01%	10.35%	11.34%	11.33%
13-Aug-25	247,199,935.02	1,562.948673	11.35%	10.56%	10.06%	11.21%	11.26%
12-Aug-25	246,946,091.01	1,561.343716	11.24%	10.06%	9.61%	11.03%	11.17%
11-Aug-25	246,843,588.32	1,560.764522	11.11%	9.99%	9.51%	11.02%	11.16%
10-Aug-25	246,748,130.59	1,560.142599	10.95%	9.92%	9.45%	10.99%	11.14%
9-Aug-25	246,683,348.29	1,559.732992	9.96%	9.91%	9.04%	11.00%	11.14%
8-Aug-25	246,618,563.88	1,559.323373	10.96%	9.87%	9.03%	11.00%	11.03%
7-Aug-25	246,507,228.05	1,558.777432	11.15%	9.81%	8.97%	11.00%	10.99%
6-Aug-25	246,425,682.72	1,558.261784	10.78%	9.74%	8.89%	10.97%	10.97%
5-Aug-25	246,380,307.23	1,557.974854	11.00%	9.80%	8.88%	10.99%	10.98%
4-Aug-25	246,319,351.67	1,557.664638	11.10%	9.84%	8.82%	11.04%	11.16%
3-Aug-25	246,166,931.25	1,557.383427	11.23%	9.93%	9.74%	11.06%	11.16%
2-Aug-25	246,102,885.92	1,556.978242	11.00%	9.88%	9.72%	11.05%	11.16%
1-Aug-25	246,038,838.49	1,556.573044	11.47%	9.87%	9.70%	11.06%	10.98%
31-Jul-25	245,999,221.37	1,556.312869	11.93%	9.98%	9.73%	11.08%	11.06%
30-Jul-25	245,823,377.03	1,555.892955	11.85%	9.66%	9.78%	11.08%	11.07%
29-Jul-25	245,765,056.56	1,555.606694	11.95%	9.71%	9.02%	11.09%	11.08%
28-Jul-25	245,582,378.45	1,555.357825	12.09%	9.73%	9.55%	11.11%	11.10%
27-Jul-25	244,949,057.38	1,555.114496	12.22%	9.76%	9.53%	11.15%	11.10%
26-Jul-25	244,880,725.11	1,554.680673	12.66%	9.71%	9.59%	11.16%	11.09%
25-Jul-25	244,812,390.61	1,554.246836	12.61%	9.51%	9.56%	11.17%	11.07%
24-Jul-25	244,733,707.29	1,553.905980	12.59%	9.49%	9.56%	11.18%	11.07%
23-Jul-25	244,681,303.24	1,554.500611	12.43%	10.72%	9.78%	11.33%	11.13%
22-Jul-25	244,750,357.37	1,554.202669	12.04%	10.73%	9.57%	11.35%	11.14%
21-Jul-25	244,398,972.61	1,551.971321	10.48%	9.90%	8.85%	11.10%	11.00%
20-Jul-25	243,555,268.28	1,551.680141	10.60%	9.97%	9.32%	11.13%	11.01%
19-Jul-25	243,487,133.83	1,551.246059	8.81%	9.92%	9.34%	11.13%	11.00%
18-Jul-25	243,418,997.16	1,550.811963	8.80%	9.76%	9.31%	11.13%	11.00%
17-Jul-25	242,875,681.99	1,550.493866	10.47%	9.58%	9.31%	11.16%	11.00%
16-Jul-25	242,816,401.84	1,550.275003	10.52%	9.49%	9.35%	11.19%	11.01%
15-Jul-25	242,678,367.62	1,549.499180	10.04%	9.30%	8.99%	11.13%	10.98%
14-Jul-25	243,694,910.54	1,549.203650	10.15%	9.32%	9.05%	11.16%	10.98%
13-Jul-25	243,463,207.59	1,547.730681	9.24%	8.79%	8.65%	11.02%	10.90%
12-Jul-25	243,396,135.91	1,547.304297	9.26%	8.62%	8.57%	11.02%	10.90%
11-Jul-25	243,329,062.03	1,546.877899	9.24%	8.54%	8.54%	11.03%	10.96%
10-Jul-25	243,444,881.98	1,547.614183	10.13%	9.03%	8.84%	11.20%	11.04%
9-Jul-25	243,198,932.27	1,546.050645	9.13%	7.92%	7.55%	11.03%	10.95%
8-Jul-25	242,961,420.19	1,545.290521	8.78%	7.75%	7.31%	10.98%	10.92%
7-Jul-25	242,798,406.44	1,545.201335	9.06%	7.85%	7.25%	11.28%	10.94%
6-Jul-25	242,656,145.94	1,544.671246	8.96%	7.73%	7.05%	11.30%	10.92%
5-Jul-25	242,589,170.25	1,544.244900	9.00%	7.66%	8.27%	11.31%	10.92%
4-Jul-25	242,522,192.37	1,543.818540	8.89%	7.51%	8.24%	11.33%	10.91%
3-Jul-25	242,301,360.25	1,543.685820	9.11%	8.95%	8.30%	11.37%	10.93%
2-Jul-25	242,237,085.43	1,542.737378	8.72%	8.69%	9.89%	11.28%	10.89%
1-Jul-25	133,033,092.02	1,541.967791	7.80%	8.50%	8.54%	11.22%	10.86%
30-Jun-25	241,625,588.93	1,541.632807	7.85%	8.50%	9.38%	11.23%	10.86%

Este Documento contiene datos e informaciones clasificados como “Publica”, que en virtud de la ley es catalogada como no confidencial y, en consecuencia, puede divulgarse sin restricciones.

Fecha	Patrimonio neto del Fondo	Valor Cuota	Rentabilidad				
			30 días	60 días	90 días	180 días	365 días
29-Jun-25	241,675,720.43	1,541.235425	7.77%	8.58%	9.63%	11.24%	10.86%
28-Jun-25	241,613,606.84	1,540.839309	7.69%	7.41%	9.83%	11.24%	10.85%
27-Jun-25	241,551,591.18	1,540.443817	7.62%	8.14%	9.81%	11.25%	10.86%
26-Jun-25	241,456,416.66	1,539.517830	6.80%	7.82%	9.63%	11.19%	10.81%
25-Jun-25	241,399,354.19	1,539.154001	6.75%	7.93%	9.11%	11.20%	10.81%
24-Jun-25	241,349,315.08	1,538.834954	8.37%	7.94%	9.18%	11.21%	10.82%
23-Jun-25	241,434,420.55	1,539.600853	9.31%	8.41%	9.52%	11.40%	10.91%
22-Jun-25	241,346,912.55	1,539.744347	9.71%	8.54%	9.72%	11.49%	10.95%
21-Jun-25	241,279,566.96	1,539.314696	9.72%	8.17%	9.74%	11.49%	10.94%
20-Jun-25	241,212,219.15	1,538.885031	9.62%	7.87%	9.70%	11.49%	10.92%
19-Jun-25	241,453,503.34	1,540.513787	11.09%	9.39%	10.26%	11.81%	11.07%
18-Jun-25	241,388,801.14	1,540.100976	10.64%	9.42%	10.56%	11.81%	11.07%
17-Jun-25	241,036,631.83	1,537.854077	8.70%	8.60%	10.05%	11.54%	10.93%
16-Jun-25	241,024,321.13	1,537.583931	8.76%	8.62%	10.11%	11.56%	10.94%
15-Jun-25	240,476,341.24	1,537.357109	8.86%	8.67%	10.18%	11.59%	10.95%
14-Jun-25	240,411,931.52	1,536.945340	8.70%	8.28%	11.00%	11.56%	10.95%
13-Jun-25	240,347,519.56	1,536.533557	8.38%	8.33%	10.97%	11.56%	10.95%
12-Jun-25	240,276,480.69	1,536.079407	8.19%	8.16%	10.93%	11.54%	10.97%
11-Jun-25	240,214,822.43	1,535.685228	8.20%	8.05%	11.04%	11.53%	10.98%
10-Jun-25	240,162,542.51	1,535.389355	7.07%	8.07%	10.59%	11.54%	10.98%
9-Jun-25	240,984,477.70	1,534.993031	7.02%	8.04%	10.64%	11.54%	10.98%
8-Jun-25	240,928,100.92	1,534.633929	7.01%	6.62%	10.67%	11.53%	10.99%
7-Jun-25	240,863,416.53	1,534.221911	6.86%	6.40%	10.70%	11.52%	10.99%
6-Jun-25	240,798,730.00	1,533.809878	6.72%	6.18%	10.68%	11.52%	10.99%
5-Jun-25	202,354,727.85	1,533.340058	6.39%	5.91%	10.64%	11.52%	10.98%
4-Jun-25	243,740,551.72	1,533.046082	9.12%	7.78%	11.32%	11.53%	10.99%
3-Jun-25	243,460,547.62	1,532.668335	9.08%	7.76%	12.12%	11.54%	10.99%
2-Jun-25	242,691,476.56	1,532.169063	8.94%	7.69%	12.08%	11.54%	10.93%
1-Jun-25	242,731,091.39	1,532.482227	9.50%	10.61%	11.66%	11.65%	10.99%
31-May-25	242,669,086.27	1,532.090757	9.66%	8.74%	11.64%	11.68%	10.99%
30-May-25	242,621,511.05	1,531.790391	7.39%	10.03%	11.66%	11.70%	11.01%
29-May-25	242,700,641.04	1,531.482794	8.93%	10.45%	11.68%	11.73%	11.01%
28-May-25	242,651,609.94	1,531.173399	8.81%	10.78%	12.47%	11.75%	11.01%
27-May-25	241,734,210.85	1,531.218379	9.39%	10.94%	12.58%	11.82%	11.04%
26-May-25	241,686,694.24	1,530.917394	9.42%	10.94%	12.63%	11.85%	11.05%
25-May-25	242,872,585.12	1,528.697286	7.79%	9.34%	11.94%	15.69%	10.92%
24-May-25	242,822,277.22	1,528.380637	7.67%	9.44%	11.98%	11.61%	10.92%
23-May-25	242,771,967.55	1,528.063976	7.02%	9.49%	11.99%	11.65%	10.93%
22-May-25	242,589,604.65	1,527.626971	6.41%	9.53%	11.97%	11.66%	10.92%
21-May-25	242,515,374.10	1,527.307481	7.76%	9.61%	12.00%	11.68%	10.93%
20-May-25	242,331,222.03	1,527.256104	8.13%	9.72%	12.13%	11.74%	10.95%
19-May-25	242,347,289.18	1,527.357365	8.50%	9.89%	12.29%	11.81%	10.99%
18-May-25	242,364,721.65	1,527.342965	8.78%	10.52%	12.42%	11.86%	11.01%
17-May-25	242,311,342.65	1,527.006579	8.77%	10.58%	12.44%	11.85%	11.02%
16-May-25	242,257,961.87	1,526.670182	8.07%	10.64%	12.44%	11.85%	11.02%
15-May-25	242,221,176.86	1,526.438369	8.31%	10.74%	12.47%	11.87%	11.03%
14-May-25	242,271,472.45	1,526.408129	8.34%	12.15%	12.61%	11.92%	11.06%
13-May-25	242,218,462.48	1,526.174936	8.25%	12.19%	12.66%	11.95%	11.07%
12-May-25	240,795,266.32	1,525.774500	8.19%	12.15%	12.68%	11.92%	11.07%
11-May-25	240,955,382.11	1,526.789057	9.35%	12.95%	13.12%	12.15%	11.17%
10-May-25	240,902,100.13	1,526.451441	6.51%	12.24%	13.17%	12.82%	11.17%

Este Documento contiene datos e informaciones clasificados como “Publica”, que en virtud de la ley es catalogada como no confidencial y, en consecuencia, puede divulgarse sin restricciones.

Fecha	Patrimonio neto del Fondo	Valor Cuota	Rentabilidad				
			30 días	60 días	90 días	180 días	365 días
9-May-25	240,848,816.39	1,526.113814	6.14%	12.34%	13.16%	12.84%	11.17%
8-May-25	240,812,410.67	1,525.883133	5.86%	12.44%	13.21%	12.87%	11.18%
7-May-25	240,772,516.46	1,525.630348	5.50%	12.57%	13.33%	12.89%	11.19%
6-May-25	237,840,176.60	1,525.550213	9.44%	12.68%	13.43%	12.94%	11.21%
5-May-25	236,779,451.46	1,522.093545	6.74%	11.29%	12.49%	12.48%	10.98%
4-May-25	236,727,500.59	1,521.759589	6.73%	12.28%	12.53%	12.50%	10.99%
3-May-25	236,675,547.99	1,521.425621	12.03%	13.53%	12.55%	12.51%	10.99%
2-May-25	236,623,593.67	1,521.091642	8.32%	13.54%	12.56%	12.52%	11.00%
1-May-25	236,515,394.14	1,520.521406	10.66%	12.50%	12.51%	12.50%	10.97%
30-Apr-25	236,804,732.47	1,522.842923	13.87%	13.70%	13.32%	12.92%	11.17%
29-Apr-25	236,494,893.40	1,520.752288	12.94%	12.92%	12.84%	12.67%	11.04%
28-Apr-25	236,977,638.70	1,520.583608	13.06%	13.00%	12.93%	12.71%	11.05%
27-Apr-25	236,902,941.69	1,519.962979	12.79%	14.06%	12.89%	12.68%	11.04%
26-Apr-25	236,851,420.43	1,519.632420	11.22%	14.06%	12.93%	12.70%	11.04%
25-Apr-25	236,799,897.46	1,519.301850	11.40%	14.12%	12.95%	12.71%	11.06%
24-Apr-25	236,613,269.96	1,519.130894	11.63%	14.00%	13.03%	12.77%	11.06%
23-Apr-25	236,671,763.72	1,519.570663	12.49%	14.40%	13.31%	12.88%	11.12%
22-Apr-25	236,640,090.56	1,519.845987	13.20%	14.69%	13.53%	12.99%	11.16%
21-Apr-25	236,346,139.93	1,517.958058	11.76%	13.99%	13.10%	12.77%	11.05%
20-Apr-25	236,213,171.42	1,517.477731	11.59%	13.97%	13.08%	12.76%	11.04%
19-Apr-25	236,161,788.15	1,517.147635	12.58%	14.03%	13.15%	12.78%	11.05%
18-Apr-25	236,110,403.18	1,516.817529	12.71%	14.08%	13.16%	12.78%	11.05%
17-Apr-25	236,059,016.50	1,516.487411	12.84%	14.14%	13.17%	12.81%	11.05%
16-Apr-25	236,185,869.49	1,516.967236	13.68%	14.53%	13.46%	12.94%	11.12%
15-Apr-25	236,045,317.41	1,516.458797	16.15%	14.46%	13.46%	12.93%	11.11%
14-Apr-25	236,190,394.52	1,516.390803	16.38%	14.58%	13.58%	12.99%	11.13%
13-Apr-25	236,137,260.30	1,516.261519	16.55%	14.75%	13.68%	13.04%	11.14%
12-Apr-25	236,086,646.28	1,515.936521	16.96%	14.79%	13.70%	13.05%	11.15%
11-Apr-25	236,036,030.58	1,515.611513	15.53%	14.84%	13.73%	13.07%	11.15%
10-Apr-25	236,458,779.06	1,518.554361	18.81%	16.42%	14.76%	13.56%	11.39%
9-Apr-25	235,964,470.30	1,518.655349	19.33%	16.70%	15.43%	13.63%	11.43%
8-Apr-25	235,958,548.85	1,518.755212	19.94%	16.89%	15.66%	13.71%	11.46%
7-Apr-25	235,986,027.90	1,518.932082	20.43%	17.15%	15.87%	13.79%	11.50%
6-Apr-25	235,263,911.49	1,514.284155	16.34%	15.30%	14.61%	13.15%	11.18%
5-Apr-25	235,213,305.06	1,513.958425	18.43%	15.32%	14.62%	13.16%	11.18%
4-Apr-25	235,162,696.95	1,513.632684	21.07%	15.33%	14.62%	13.16%	11.18%
3-Apr-25	126,557,647.89	1,507.288342	15.37%	12.62%	12.79%	12.26%	10.74%
2-Apr-25	231,168,484.06	1,511.128274	17.38%	14.57%	14.10%	12.90%	11.05%
1-Apr-25	230,713,352.74	1,507.920183	14.68%	13.27%	13.25%	12.48%	10.84%
31-Mar-25	230,522,313.87	1,506.673493	13.38%	12.88%	12.99%	12.39%	10.78%
30-Mar-25	230,361,489.94	1,505.622362	13.22%	12.57%	12.82%	12.23%	10.73%
29-Mar-25	230,314,359.02	1,505.314319	16.21%	12.65%	12.86%	12.23%	10.73%
28-Mar-25	230,267,226.51	1,505.006265	16.86%	12.73%	12.89%	12.24%	10.73%
27-Mar-25	230,442,350.91	1,506.412543	16.15%	13.06%	12.82%	12.20%	10.83%
26-Mar-25	230,210,874.26	1,505.879580	15.65%	13.01%	12.80%	12.18%	10.82%
25-Mar-25	230,146,683.24	1,505.459687	15.65%	13.00%	12.83%	12.19%	10.82%
24-Mar-25	230,053,207.41	1,504.939779	15.51%	12.99%	12.80%	12.13%	10.80%
23-Mar-25	229,975,746.39	1,504.433052	15.39%	12.97%	12.77%	12.09%	10.79%
22-Mar-25	229,932,250.67	1,504.148516	15.52%	13.04%	12.83%	12.10%	10.79%
21-Mar-25	229,888,754.08	1,503.863975	15.65%	13.09%	12.87%	12.12%	10.80%
20-Mar-25	229,671,360.43	1,502.441850	14.86%	12.73%	12.59%	11.98%	10.72%

Este Documento contiene datos e informaciones clasificados como “Publica”, que en virtud de la ley es catalogada como no confidencial y, en consecuencia, puede divulgarse sin restricciones.

Fecha	Patrimonio neto del Fondo	Valor Cuota	Rentabilidad				
			30 días	60 días	90 días	180 días	365 días
19-Mar-25	229,108,205.42	1,501.968761	14.83%	12.69%	12.56%	11.97%	10.71%
18-Mar-25	241,154,307.61	1,501.502749	14.76%	12.64%	12.55%	11.96%	10.70%
17-Mar-25	241,123,404.56	1,501.060017	14.67%	12.66%	12.49%	11.95%	10.69%
16-Mar-25	240,517,614.37	1,497.909772	12.36%	11.56%	11.72%	11.56%	10.49%
15-Mar-25	240,467,832.91	1,497.599740	12.51%	11.62%	11.73%	11.55%	10.49%
14-Mar-25	240,418,050.03	1,497.289700	12.59%	11.68%	11.73%	11.56%	10.49%
13-Mar-25	240,297,245.96	1,496.537349	12.33%	11.53%	11.60%	11.52%	10.46%
12-Mar-25	240,490,342.92	1,497.739930	13.68%	12.20%	12.05%	11.75%	10.58%
11-Mar-25	204,065,336.94	1,497.189625	13.65%	12.15%	11.98%	11.73%	10.56%
10-Mar-25	240,257,082.48	1,496.756924	13.54%	12.82%	11.96%	11.72%	10.56%
9-Mar-25	240,319,175.57	1,496.231279	13.42%	12.87%	11.92%	11.70%	10.54%
8-Mar-25	240,265,863.12	1,495.899355	13.68%	12.93%	11.95%	11.72%	10.54%
7-Mar-25	240,212,549.16	1,495.567421	13.72%	13.03%	11.97%	11.78%	10.54%
6-Mar-25	239,809,208.68	1,493.056216	11.93%	12.13%	11.38%	11.48%	10.40%
5-Mar-25	134,036,740.54	1,490.027308	9.80%	11.01%	10.66%	11.10%	10.19%
4-Mar-25	239,546,735.75	1,489.678137	9.86%	11.00%	10.70%	11.11%	10.19%
3-Mar-25	239,767,077.35	1,491.359671	11.54%	11.89%	11.32%	11.41%	10.34%
2-Mar-25	239,675,275.16	1,491.043463	11.59%	11.93%	11.36%	11.43%	10.34%
1-Mar-25	239,617,938.24	1,490.686765	11.61%	11.95%	11.39%	11.45%	10.34%
28-Feb-25	239,560,599.79	1,490.330057	11.70%	11.99%	11.40%	11.46%	10.34%
27-Feb-25	239,105,059.32	1,487.455148	9.73%	10.98%	10.72%	11.11%	10.15%
26-Feb-25	239,052,564.86	1,487.128584	9.84%	11.02%	10.77%	11.12%	10.15%
25-Feb-25	241,925,483.96	1,486.679888	9.84%	11.00%	18.24%	11.11%	10.14%
24-Feb-25	307,770,530.09	1,486.759133	10.24%	11.23%	10.92%	11.17%	10.17%
23-Feb-25	316,027,347.62	1,486.343584	10.23%	11.27%	10.96%	11.17%	10.16%
22-Feb-25	315,952,897.31	1,485.993429	10.33%	11.30%	11.01%	11.17%	10.16%
21-Feb-25	315,878,444.89	1,485.643263	10.42%	11.32%	11.03%	11.18%	10.16%
20-Feb-25	315,785,353.88	1,485.205436	10.43%	11.34%	11.03%	11.18%	10.15%
19-Feb-25	315,690,746.08	1,484.760476	10.40%	11.33%	11.00%	11.17%	10.14%
18-Feb-25	315,596,611.15	1,484.317739	10.48%	11.32%	10.98%	11.16%	10.13%
17-Feb-25	315,502,903.23	1,483.877011	10.41%	11.29%	10.92%	11.16%	10.13%
16-Feb-25	315,383,224.44	1,483.502217	10.39%	11.30%	10.91%	11.16%	10.12%
15-Feb-25	315,313,309.47	1,483.173351	10.51%	11.26%	10.91%	11.18%	10.12%
14-Feb-25	315,243,392.52	1,482.844475	10.65%	11.28%	10.93%	11.18%	10.12%
13-Feb-25	287,148,274.54	1,482.353445	10.62%	11.22%	10.91%	11.16%	10.11%
12-Feb-25	315,101,378.95	1,481.955932	10.67%	11.18%	10.85%	11.16%	10.10%
11-Feb-25	315,008,117.54	1,481.517314	10.63%	11.13%	10.87%	11.15%	10.09%
10-Feb-25	314,915,327.32	1,481.080911	10.61%	11.10%	12.07%	10.98%	10.09%
9-Feb-25	314,408,611.23	1,480.578376	10.53%	11.03%	12.04%	10.95%	10.07%
8-Feb-25	314,345,700.10	1,480.282122	11.96%	11.05%	12.09%	10.95%	10.07%
7-Feb-25	314,266,689.47	1,479.910053	12.19%	11.04%	12.09%	10.95%	10.07%
6-Feb-25	222,121,103.08	1,479.266254	12.05%	10.96%	12.01%	10.91%	10.05%
5-Feb-25	252,307,244.41	1,478.891949	12.20%	10.97%	12.03%	10.90%	10.04%
4-Feb-25	326,331,667.32	1,478.561995	12.21%	11.00%	12.05%	10.71%	10.07%
3-Feb-25	326,233,742.33	1,478.118311	12.12%	11.01%	12.04%	10.63%	10.06%
2-Feb-25	326,142,730.49	1,477.705949	12.05%	11.03%	12.04%	10.62%	10.05%
1-Feb-25	326,063,144.35	1,477.345356	12.12%	11.10%	12.05%	10.62%	10.05%
31-Jan-25	325,980,700.53	1,476.971815	12.15%	11.14%	12.07%	10.95%	10.05%
30-Jan-25	325,776,056.47	1,476.597226	12.17%	11.18%	12.08%	10.94%	10.04%
29-Jan-25	325,899,193.17	1,476.129398	12.17%	11.15%	12.07%	10.93%	10.02%
28-Jan-25	325,797,671.91	1,475.656374	12.14%	11.12%	12.06%	10.56%	10.00%

Este Documento contiene datos e informaciones clasificados como “Publica”, que en virtud de la ley es catalogada como no confidencial y, en consecuencia, puede divulgarse sin restricciones.

Fecha	Patrimonio neto del Fondo	Valor Cuota	Rentabilidad				
			30 días	60 días	90 días	180 días	365 días
27-Jan-25	325,696,336.55	1,475.197389	12.10%	11.14%	12.05%	10.69%	9.99%
26-Jan-25	325,598,381.57	1,474.753715	12.07%	22.26%	12.04%	10.70%	9.99%
25-Jan-25	325,509,712.59	1,474.352101	12.12%	11.17%	12.07%	10.71%	9.98%
24-Jan-25	325,421,041.10	1,473.950475	12.21%	11.22%	12.05%	10.71%	9.98%
23-Jan-25	325,316,805.74	1,473.478356	12.16%	11.25%	12.04%	10.68%	9.96%
22-Jan-25	325,216,307.35	1,473.023162	12.11%	11.24%	12.03%	10.65%	9.98%
21-Jan-25	327,905,158.73	1,472.582839	12.15%	11.23%	12.02%	10.62%	9.99%
20-Jan-25	327,815,086.31	1,472.178335	12.16%	11.20%	12.03%	10.61%	9.98%
19-Jan-25	327,194,943.34	1,471.637963	12.06%	11.13%	11.97%	10.56%	9.97%
18-Jan-25	327,116,830.61	1,471.286632	12.06%	11.08%	12.00%	10.56%	9.97%
17-Jan-25	327,038,715.67	1,470.935292	12.10%	11.08%	12.02%	10.55%	9.96%
16-Jan-25	300,443,417.93	1,470.468873	11.91%	11.01%	12.00%	10.54%	10.00%
15-Jan-25	326,869,297.57	1,469.981405	11.81%	10.98%	11.99%	10.52%	9.99%
14-Jan-25	326,767,817.46	1,469.525034	11.72%	10.96%	11.99%	10.50%	9.97%
13-Jan-25	326,788,176.98	1,469.074693	11.60%	10.85%	11.96%	10.48%	9.96%
12-Jan-25	326,702,586.33	1,468.689921	11.53%	10.89%	11.98%	10.48%	9.96%
11-Jan-25	326,611,795.93	1,468.281773	11.50%	12.69%	11.95%	10.46%	9.95%
10-Jan-25	326,521,003.06	1,467.873614	11.42%	12.69%	11.94%	10.45%	9.95%
9-Jan-25	325,975,495.53	1,465.870223	10.04%	12.03%	11.48%	10.21%	9.84%
8-Jan-25	231,376,740.87	1,465.225767	9.80%	11.92%	11.40%	10.17%	9.79%
7-Jan-25	225,805,477.50	1,464.763493	9.77%	11.88%	11.38%	10.28%	9.78%
6-Jan-25	226,387,276.65	1,464.207737	9.64%	11.82%	11.33%	10.24%	9.77%
5-Jan-25	226,335,781.85	1,463.874683	9.70%	11.86%	11.33%	10.24%	9.77%
4-Jan-25	226,284,285.59	1,463.541620	9.80%	11.89%	11.34%	10.24%	9.77%
3-Jan-25	226,232,787.87	1,463.208548	9.90%	11.91%	11.36%	10.24%	9.77%
2-Jan-25	226,165,738.62	1,462.774893	9.98%	11.90%	11.34%	10.23%	9.76%
1-Jan-25	225,622,148.61	1,462.362736	10.02%	11.91%	11.33%	10.22%	9.76%
31-Dec-24	225,561,551.73	1,461.969979	10.08%	11.92%	11.30%	10.21%	9.75%
30-Dec-24	225,491,453.32	1,461.515639	10.03%	11.90%	11.25%	10.19%	9.75%
29-Dec-24	225,425,865.01	1,461.081346	10.01%	11.90%	11.23%	10.18%	9.74%
28-Dec-24	225,362,847.48	1,460.672903	10.08%	11.90%	11.23%	10.17%	9.73%
27-Dec-24	225,299,828.18	1,460.264448	32.13%	11.90%	11.22%	10.16%	9.72%
26-Dec-24	225,297,564.19	1,459.809086	10.12%	11.93%	11.21%	10.14%	9.71%
25-Dec-24	225,220,245.90	1,459.308104	10.14%	11.85%	11.20%	10.11%	9.70%
24-Dec-24	225,157,029.16	1,458.898493	10.23%	11.85%	11.12%	10.12%	9.69%
23-Dec-24	225,046,545.89	1,458.506507	10.26%	11.87%	11.05%	10.09%	9.69%
22-Dec-24	224,971,086.13	1,458.017459	10.21%	11.83%	11.03%	10.07%	9.67%
21-Dec-24	224,907,870.86	1,457.607766	10.14%	11.84%	11.02%	10.08%	9.67%
20-Dec-24	224,844,653.80	1,457.198062	10.10%	11.81%	11.02%	10.08%	9.66%
19-Dec-24	224,943,309.27	1,456.842765	10.00%	11.85%	11.03%	10.08%	9.66%
18-Dec-24	188,891,881.26	1,456.446230	9.95%	11.86%	11.03%	10.08%	9.65%
17-Dec-24	224,872,521.07	1,456.219294	10.02%	11.93%	11.08%	10.06%	9.65%
16-Dec-24	226,870,627.83	1,455.844590	10.05%	11.96%	11.08%	10.06%	9.65%
15-Dec-24	224,828,628.94	1,455.506668	10.11%	12.00%	11.05%	10.07%	9.64%
14-Dec-24	224,782,211.54	1,455.206169	10.01%	12.03%	11.08%	10.08%	9.64%
13-Dec-24	224,735,792.71	1,454.905661	10.16%	12.09%	11.11%	10.09%	9.64%
12-Dec-24	215,203,892.96	1,454.529330	13.75%	12.05%	11.12%	10.09%	9.63%
11-Dec-24	227,693,089.79	1,454.222680	13.83%	12.08%	11.14%	10.10%	9.62%
10-Dec-24	227,638,460.02	1,453.873772	13.91%	12.10%	11.15%	10.10%	9.57%
9-Dec-24	227,583,610.13	1,453.523459	13.93%	12.11%	11.16%	10.16%	9.63%
8-Dec-24	227,400,547.20	1,453.093200	13.87%	12.09%	11.16%	10.15%	9.62%

Este Documento contiene datos e informaciones clasificados como “Publica”, que en virtud de la ley es catalogada como no confidencial y, en consecuencia, puede divulgarse sin restricciones.

Fecha	Patrimonio neto del Fondo	Valor Cuota	Rentabilidad				
			30 días	60 días	90 días	180 días	365 días
7-Dec-24	227,338,511.89	1,452.696794	13.89%	12.07%	11.26%	10.15%	9.62%
6-Dec-24	227,276,474.82	1,452.300376	13.90%	12.05%	11.26%	10.15%	9.61%
5-Dec-24	227,046,431.17	1,451.849923	13.86%	12.02%	11.25%	10.14%	9.60%
4-Dec-24	226,947,538.80	1,451.396546	13.81%	11.99%	11.22%	10.13%	9.59%
3-Dec-24	226,823,845.24	1,450.873995	13.72%	11.92%	11.19%	10.11%	9.57%
2-Dec-24	226,752,483.83	1,450.417533	13.68%	11.89%	11.19%	10.10%	9.56%
1-Dec-24	226,901,964.93	1,449.951434	13.63%	11.82%	11.18%	10.09%	9.55%
30-Nov-24	226,841,797.44	1,449.566951	13.66%	11.76%	11.20%	10.08%	9.54%
29-Nov-24	226,777,396.47	1,449.155415	13.67%	11.75%	11.20%	9.98%	9.53%
28-Nov-24	227,234,273.46	1,448.667138	13.60%	11.70%	11.17%	9.97%	9.52%
27-Nov-24	223,176,767.15	1,422.698575	-8.10%	0.75%	3.81%	6.21%	7.58%
26-Nov-24	227,583,390.00	1,447.769583	13.63%	11.65%	11.12%	9.98%	9.50%
25-Nov-24	227,501,492.85	1,447.248596	13.45%	11.63%	11.08%	9.95%	9.49%
24-Nov-24	227,420,010.15	1,446.730244	13.36%	11.47%	11.04%	9.91%	9.47%
23-Nov-24	227,353,492.39	1,446.307092	13.36%	11.35%	11.03%	9.90%	9.46%
22-Nov-24	227,286,972.75	1,445.883928	13.34%	11.34%	11.02%	9.90%	9.46%
21-Nov-24	227,236,602.78	1,445.563500	13.43%	11.37%	11.04%	9.91%	9.46%
20-Nov-24	191,666,260.99	1,445.199311	13.41%	11.38%	11.05%	9.91%	9.45%
19-Nov-24	227,237,311.38	1,444.966725	13.59%	11.45%	11.09%	9.93%	9.46%
18-Nov-24	192,192,104.54	1,444.626924	13.65%	11.47%	11.11%	9.93%	9.46%
17-Nov-24	227,711,412.51	1,444.326489	13.74%	11.51%	11.15%	9.94%	9.46%
16-Nov-24	227,646,882.72	1,443.917190	13.75%	11.50%	11.13%	9.93%	9.45%
15-Nov-24	227,582,250.22	1,443.507240	13.78%	11.43%	11.12%	9.92%	9.45%
14-Nov-24	219,092,990.08	1,443.335772	13.94%	11.52%	11.17%	9.95%	9.46%
13-Nov-24	227,516,992.85	1,442.853818	13.90%	11.49%	11.14%	9.93%	9.44%
12-Nov-24	226,719,741.81	1,438.271978	10.24%	9.69%	9.59%	9.31%	9.12%
11-Nov-24	226,657,036.47	1,437.874186	10.22%	9.69%	9.57%	9.31%	9.11%
10-Nov-24	226,588,810.83	1,437.441374	10.17%	9.66%	9.52%	9.31%	9.11%
9-Nov-24	226,531,107.10	1,437.075311	10.17%	9.66%	9.52%	9.30%	9.10%
8-Nov-24	226,473,401.74	1,436.709238	10.19%	9.69%	9.52%	9.30%	9.09%
7-Nov-24	223,410,118.96	1,436.302394	10.14%	9.84%	9.50%	9.29%	9.08%
6-Nov-24	223,346,349.14	1,435.892418	10.08%	9.83%	9.10%	9.27%	9.08%
5-Nov-24	223,346,009.19	1,435.492146	10.06%	9.83%	8.96%	9.26%	9.07%
4-Nov-24	223,286,401.92	1,435.109037	10.05%	9.82%	8.94%	9.26%	9.06%
3-Nov-24	223,222,799.13	1,434.700249	10.02%	9.81%	8.91%	9.25%	9.06%
2-Nov-24	223,159,194.54	1,434.291448	9.99%	9.84%	9.55%	9.24%	9.05%
1-Nov-24	223,095,588.16	1,433.882637	9.89%	9.85%	9.52%	9.23%	9.04%
31-Oct-24	223,032,235.68	1,433.475457	9.76%	9.87%	9.50%	9.22%	9.03%
30-Oct-24	222,944,847.97	1,433.055155	9.72%	9.85%	8.81%	9.21%	9.03%
29-Oct-24	222,881,370.11	1,432.647129	9.69%	9.84%	9.06%	9.22%	9.02%
28-Oct-24	222,732,886.43	1,432.238910	9.67%	9.83%	9.10%	9.19%	9.01%
27-Oct-24	222,565,352.33	1,431.727280	9.57%	9.75%	9.07%	9.16%	9.00%
26-Oct-24	222,517,730.37	1,431.420935	9.70%	9.79%	9.10%	9.16%	9.00%
25-Oct-24	222,454,162.48	1,431.012013	9.46%	9.78%	9.06%	9.15%	8.99%
24-Oct-24	222,190,528.32	1,430.602297	9.25%	9.76%	9.01%	9.14%	8.98%
23-Oct-24	222,140,590.93	1,430.205484	9.24%	9.76%	8.96%	9.13%	8.98%
22-Oct-24	209,933,877.19	1,429.779314	9.20%	9.74%	8.92%	9.15%	8.97%
21-Oct-24	243,100,185.24	1,429.441869	9.25%	9.76%	8.89%	9.13%	8.97%
20-Oct-24	243,062,282.57	1,429.001649	9.20%	9.73%	8.85%	9.11%	8.95%
19-Oct-24	242,994,253.91	1,428.601698	9.19%	9.73%	8.83%	9.11%	8.95%
18-Oct-24	242,926,223.33	1,428.201735	9.18%	9.75%	8.81%	9.10%	8.94%

Este Documento contiene datos e informaciones clasificados como “Publica”, que en virtud de la ley es catalogada como no confidencial y, en consecuencia, puede divulgarse sin restricciones.

Fecha	Patrimonio neto del Fondo	Valor Cuota	Rentabilidad				
			30 días	60 días	90 días	180 días	365 días
17-Oct-24	237,379,447.82	1,427.781759	9.16%	9.71%	8.78%	9.09%	8.93%
16-Oct-24	242,804,375.97	1,427.340445	8.98%	9.67%	8.75%	9.07%	8.92%
15-Oct-24	242,737,480.91	1,426.980698	9.00%	9.68%	8.74%	9.07%	8.92%
14-Oct-24	221,670,865.74	1,426.551999	8.97%	9.65%	8.71%	9.06%	8.92%
13-Oct-24	221,626,529.11	1,426.266673	9.06%	9.19%	8.73%	9.07%	8.92%
12-Oct-24	221,569,078.86	1,425.896954	9.08%	9.17%	8.71%	9.06%	8.91%
11-Oct-24	221,511,626.89	1,425.527225	9.08%	9.12%	8.70%	9.06%	8.91%
10-Oct-24	221,447,004.18	1,425.159602	9.08%	9.12%	8.69%	9.06%	8.90%
9-Oct-24	221,387,189.12	1,424.774652	9.12%	9.10%	8.92%	9.05%	8.89%
8-Oct-24	221,136,649.00	1,424.429779	9.46%	9.10%	8.91%	9.05%	8.89%
7-Oct-24	221,083,728.71	1,424.088898	9.50%	8.54%	8.90%	9.05%	8.89%
6-Oct-24	221,026,948.28	1,423.723153	9.52%	8.34%	8.89%	9.05%	8.88%
5-Oct-24	220,969,539.04	1,423.353357	9.52%	8.31%	8.88%	9.05%	8.88%
4-Oct-24	220,912,128.18	1,422.983550	9.52%	8.29%	8.86%	9.03%	8.87%
3-Oct-24	220,854,946.36	1,422.615219	9.61%	9.26%	8.85%	9.02%	8.86%
2-Oct-24	220,749,725.29	1,422.323853	9.73%	9.27%	8.86%	9.03%	8.86%
1-Oct-24	220,709,791.24	1,422.066552	9.89%	9.29%	8.89%	9.04%	8.87%
30-Sep-24	220,652,803.38	1,421.699371	9.91%	8.29%	8.87%	9.04%	8.86%
29-Sep-24	220,596,932.51	1,421.326444	9.91%	8.68%	8.86%	9.03%	8.86%
28-Sep-24	220,537,344.52	1,420.942513	9.91%	8.74%	8.86%	9.02%	8.85%
27-Sep-24	220,477,754.84	1,420.558571	9.87%	8.76%	8.83%	9.02%	8.84%
26-Sep-24	184,817,792.08	1,420.097831	9.80%	8.73%	8.79%	9.00%	8.83%
25-Sep-24	220,374,724.05	1,419.967599	10.01%	8.79%	8.87%	9.02%	8.84%
24-Sep-24	220,338,579.82	1,419.811135	10.20%	8.83%	8.88%	9.05%	8.85%
23-Sep-24	220,278,840.55	1,419.426189	10.20%	8.75%	8.87%	9.04%	8.84%
22-Sep-24	220,278,476.86	1,419.044416	10.20%	8.72%	8.89%	9.03%	8.83%
21-Sep-24	220,218,633.57	1,418.658903	10.19%	8.64%	8.90%	9.02%	8.82%
20-Sep-24	220,158,788.59	1,418.273379	10.19%	8.61%	8.89%	9.01%	8.82%
19-Sep-24	219,599,157.38	1,417.888357	10.19%	8.58%	8.89%	9.01%	8.81%
18-Sep-24	217,066,841.56	1,417.501213	10.23%	8.56%	8.81%	9.00%	8.79%
17-Sep-24	219,507,375.71	1,417.117308	10.18%	8.53%	8.80%	8.99%	8.78%
16-Sep-24	219,471,304.07	1,416.884433	10.29%	8.58%	8.84%	9.00%	8.80%
15-Sep-24	219,412,280.86	1,416.503385	10.28%	8.55%	8.84%	8.99%	8.73%
14-Sep-24	219,352,040.96	1,416.114483	10.25%	8.52%	8.84%	8.98%	8.73%
13-Sep-24	219,291,799.25	1,415.725568	9.26%	8.50%	8.82%	8.97%	8.72%
12-Sep-24	219,181,783.74	1,415.338026	9.20%	8.46%	8.82%	8.97%	8.71%
11-Sep-24	219,124,661.52	1,414.969166	9.09%	8.45%	8.81%	8.96%	8.71%
10-Sep-24	219,068,050.49	1,414.603608	9.10%	8.43%	8.91%	8.95%	8.70%
9-Sep-24	219,002,161.11	1,414.178136	9.02%	8.76%	8.90%	8.94%	8.68%
8-Sep-24	218,418,847.05	1,413.440641	8.67%	8.57%	8.79%	8.88%	8.64%
7-Sep-24	218,359,325.78	1,413.055464	7.52%	8.53%	8.79%	8.87%	8.63%
6-Sep-24	218,299,802.72	1,412.670276	7.10%	8.50%	8.79%	8.86%	8.62%
5-Sep-24	218,248,177.34	1,412.306940	7.06%	8.49%	8.79%	8.85%	8.62%
4-Sep-24	218,200,377.96	1,411.932616	7.00%	8.47%	8.79%	8.84%	8.61%
3-Sep-24	217,654,603.40	1,411.468755	8.83%	8.41%	8.76%	8.85%	8.60%
2-Sep-24	217,594,888.82	1,411.045032	8.74%	8.37%	8.75%	8.83%	8.59%
1-Sep-24	217,551,050.46	1,410.598518	8.63%	8.31%	8.72%	8.81%	8.58%
31-Aug-24	217,491,805.21	1,410.214372	6.61%	8.29%	8.53%	8.79%	8.57%
30-Aug-24	217,433,928.10	1,409.839098	7.39%	8.27%	8.54%	8.78%	8.56%
29-Aug-24	217,326,411.58	1,409.466076	7.52%	8.27%	8.54%	8.78%	8.56%
28-Aug-24	217,273,041.56	1,409.132913	7.59%	8.25%	8.61%	8.77%	8.55%

Este Documento contiene datos e informaciones clasificados como “Publica”, que en virtud de la ley es catalogada como no confidencial y, en consecuencia, puede divulgarse sin restricciones.

Fecha	Patrimonio neto del Fondo	Valor Cuota	Rentabilidad				
			30 días	60 días	90 días	180 días	365 días
27-Aug-24	214,802,748.07	1,408.751005	7.61%	8.22%	8.59%	8.77%	8.55%
26-Aug-24	217,260,320.55	1,408.379102	7.50%	8.23%	8.54%	8.76%	8.54%
25-Aug-24	217,202,868.57	1,408.006673	7.40%	8.16%	8.54%	8.75%	8.53%
24-Aug-24	217,144,415.09	1,407.627751	7.24%	8.14%	8.54%	8.74%	8.52%
23-Aug-24	217,085,959.83	1,407.248818	7.17%	8.17%	8.54%	8.72%	8.51%
22-Aug-24	217,027,755.12	1,406.871509	7.02%	8.18%	8.53%	8.71%	8.51%
21-Aug-24	216,869,531.82	1,406.493905	6.98%	8.18%	8.52%	8.70%	8.49%
20-Aug-24	216,811,337.52	1,406.116489	6.92%	8.17%	8.52%	8.69%	8.49%
19-Aug-24	207,272,175.98	1,405.679560	6.83%	8.03%	8.49%	8.67%	8.48%
18-Aug-24	216,492,875.71	1,405.359528	6.83%	8.05%	8.50%	8.67%	8.48%
17-Aug-24	216,437,452.98	1,404.999752	6.80%	8.05%	8.50%	8.66%	8.48%
16-Aug-24	216,382,028.54	1,404.639965	6.77%	8.06%	8.50%	8.65%	8.47%
15-Aug-24	216,326,602.68	1,404.280170	6.74%	8.06%	8.50%	8.65%	8.48%
14-Aug-24	216,442,807.60	1,405.034512	7.67%	8.54%	8.83%	8.81%	8.55%
13-Aug-24	216,413,668.29	1,404.715415	7.67%	8.56%	8.84%	8.80%	8.55%
12-Aug-24	216,406,820.17	1,404.472664	7.74%	8.61%	8.89%	8.81%	8.55%
11-Aug-24	218,558,248.99	1,404.099572	7.70%	8.75%	8.88%	8.80%	8.55%
10-Aug-24	218,506,548.89	1,403.767431	8.44%	8.77%	8.87%	8.80%	8.55%
9-Aug-24	218,454,847.33	1,403.435281	8.41%	8.79%	8.87%	8.79%	8.54%
8-Aug-24	218,603,629.02	1,404.370516	9.47%	9.37%	9.24%	8.98%	8.64%
7-Aug-24	218,596,877.24	1,404.474910	9.85%	9.58%	9.37%	9.04%	8.67%
6-Aug-24	218,432,444.93	1,404.164272	9.86%	9.60%	9.37%	9.05%	8.67%
5-Aug-24	218,395,096.96	1,403.853399	9.88%	9.62%	9.38%	9.05%	8.66%
4-Aug-24	217,996,979.64	1,401.294283	7.93%	8.67%	8.72%	8.75%	8.49%
3-Aug-24	217,948,052.61	1,400.979778	7.94%	8.69%	8.73%	8.75%	8.49%
2-Aug-24	217,899,125.05	1,400.665270	7.95%	8.71%	8.74%	8.75%	8.49%
1-Aug-24	218,168,892.18	1,402.595026	9.92%	9.44%	9.41%	9.09%	8.66%
31-Jul-24	218,024,660.44	1,401.331049	9.09%	9.06%	9.18%	8.95%	8.59%
30-Jul-24	217,943,750.87	1,400.811011	8.96%	9.00%	9.07%	8.91%	8.57%
29-Jul-24	217,853,516.08	1,400.391673	8.86%	9.06%	9.04%	8.86%	8.57%
28-Jul-24	182,801,904.04	1,399.996400	8.77%	9.02%	9.01%	8.85%	8.56%
27-Jul-24	182,769,517.48	1,399.748366	8.91%	9.00%	9.04%	8.86%	8.57%
26-Jul-24	182,737,130.00	1,399.500325	8.87%	9.06%	9.07%	8.87%	8.57%
25-Jul-24	221,932,423.39	1,399.306364	9.00%	9.14%	9.11%	8.89%	8.58%
24-Jul-24	194,615,599.62	1,398.999509	9.11%	9.17%	9.18%	8.89%	8.59%
23-Jul-24	221,883,423.90	1,398.796667	9.28%	9.23%	9.17%	8.90%	8.59%
22-Jul-24	221,833,534.49	1,398.475120	9.32%	9.25%	9.18%	8.95%	8.59%
21-Jul-24	221,783,335.58	1,398.158657	9.37%	9.26%	9.18%	8.98%	8.60%
20-Jul-24	221,731,895.49	1,397.834371	9.18%	9.27%	9.18%	8.98%	8.59%
19-Jul-24	221,680,453.95	1,397.510075	9.21%	9.28%	9.19%	8.98%	8.59%
18-Jul-24	221,629,364.86	1,397.188001	9.25%	9.29%	9.19%	8.98%	8.60%
17-Jul-24	221,578,347.78	1,396.866381	9.29%	9.31%	9.20%	8.98%	8.59%
16-Jul-24	221,527,329.61	1,396.544754	9.33%	9.32%	9.20%	9.06%	8.59%
15-Jul-24	221,476,914.74	1,396.226930	9.35%	9.34%	9.21%	9.06%	8.60%
14-Jul-24	221,427,850.42	1,395.917620	9.40%	9.37%	9.22%	9.05%	8.59%
13-Jul-24	221,376,213.26	1,395.592091	9.41%	9.40%	9.23%	9.05%	8.60%
12-Jul-24	221,324,574.75	1,395.266554	9.73%	9.40%	9.22%	9.05%	8.60%
11-Jul-24	221,142,757.41	1,394.095122	9.04%	9.02%	8.98%	8.92%	8.53%
10-Jul-24	221,382,643.51	1,393.803367	9.11%	9.03%	9.00%	8.93%	8.53%
9-Jul-24	221,338,001.43	1,393.522305	9.20%	9.05%	9.01%	8.96%	8.53%
8-Jul-24	221,288,595.85	1,393.198649	9.23%	9.05%	9.02%	8.91%	8.53%

Este Documento contiene datos e informaciones clasificados como “Publica”, que en virtud de la ley es catalogada como no confidencial y, en consecuencia, puede divulgarse sin restricciones.

Fecha	Patrimonio neto del Fondo	Valor Cuota	Rentabilidad				
			30 días	60 días	90 días	180 días	365 días
7-Jul-24	221,236,492.96	1,392.870618	9.27%	9.05%	9.02%	8.91%	8.53%
6-Jul-24	221,184,941.03	1,392.546055	9.29%	9.06%	9.00%	8.91%	8.53%
5-Jul-24	221,133,405.66	1,392.221596	9.34%	9.06%	9.00%	8.91%	8.54%
4-Jul-24	220,682,304.39	1,391.899287	9.38%	9.07%	9.00%	8.91%	8.54%
3-Jul-24	220,588,335.00	1,391.577748	9.41%	9.07%	9.00%	8.92%	8.54%
2-Jul-24	220,537,380.84	1,391.256304	8.90%	9.08%	9.00%	8.92%	8.54%
1-Jul-24	220,772,203.84	1,390.934448	8.95%	9.15%	9.00%	8.91%	8.54%
30-Jun-24	226,904,600.02	1,390.567627	8.96%	9.06%	8.99%	8.91%	8.54%
29-Jun-24	226,856,296.10	1,390.271600	9.20%	9.07%	9.00%	8.91%	8.54%
28-Jun-24	226,807,990.83	1,389.975565	9.21%	9.07%	9.01%	8.92%	8.55%
27-Jun-24	188,239,455.02	1,389.569295	9.02%	9.04%	8.98%	8.90%	8.54%
26-Jun-24	267,272,811.68	1,389.373708	9.18%	9.10%	9.02%	8.92%	8.56%
25-Jun-24	284,265,788.22	1,389.033042	9.22%	9.10%	9.01%	8.91%	8.55%
24-Jun-24	294,579,335.35	1,388.606213	9.16%	9.15%	8.98%	8.89%	8.54%
23-Jun-24	294,471,544.66	1,388.208846	9.11%	9.05%	8.95%	8.88%	8.54%
22-Jun-24	294,393,449.82	1,387.840689	9.10%	9.03%	8.94%	8.87%	8.54%
21-Jun-24	294,315,352.76	1,387.472521	9.08%	9.02%	8.92%	8.86%	8.54%
20-Jun-24	294,302,915.57	1,387.366704	9.29%	9.11%	8.99%	8.89%	8.57%
19-Jun-24	294,226,453.14	1,387.006254	9.28%	9.10%	8.98%	8.88%	8.56%
18-Jun-24	294,667,019.62	1,386.643911	9.27%	9.09%	8.96%	8.87%	8.56%
17-Jun-24	294,589,294.07	1,386.278150	9.25%	9.08%	8.95%	8.85%	8.56%
16-Jun-24	294,179,422.08	1,385.915997	9.24%	9.07%	8.94%	8.84%	8.55%
15-Jun-24	294,108,041.15	1,385.579712	9.26%	9.07%	8.93%	8.83%	8.56%
14-Jun-24	294,030,366.74	1,385.213778	9.26%	9.06%	8.92%	8.81%	8.55%
13-Jun-24	293,909,595.57	1,384.880310	9.31%	9.06%	8.91%	8.81%	8.55%
12-Jun-24	293,763,875.09	1,384.193686	9.00%	8.90%	8.80%	8.75%	8.52%
11-Jun-24	293,682,437.08	1,383.809956	8.93%	8.88%	8.78%	8.72%	8.52%
10-Jun-24	293,605,529.97	1,383.447575	8.89%	8.88%	8.77%	8.68%	8.52%
9-Jun-24	293,525,333.71	1,383.069696	8.84%	8.86%	8.75%	8.59%	8.50%
8-Jun-24	293,448,011.11	1,382.705358	8.80%	8.84%	8.74%	8.70%	8.50%
7-Jun-24	293,370,686.33	1,382.341009	8.77%	8.83%	8.72%	8.69%	8.50%
6-Jun-24	293,296,767.72	1,381.992710	8.76%	8.78%	8.71%	8.68%	8.49%
5-Jun-24	293,215,881.43	1,381.611580	8.72%	8.76%	8.75%	8.67%	8.49%
4-Jun-24	292,938,664.38	1,381.247491	8.69%	8.74%	8.72%	8.66%	8.47%
3-Jun-24	299,610,313.21	1,380.892781	8.67%	8.73%	8.70%	8.65%	8.44%
2-Jun-24	299,666,828.46	1,381.153258	9.19%	8.98%	8.87%	8.73%	8.47%
1-Jun-24	299,585,277.53	1,380.777392	9.29%	8.97%	8.85%	8.72%	8.47%
31-May-24	299,502,648.70	1,380.396559	9.10%	8.94%	8.83%	8.70%	8.47%
30-May-24	206,029,791.10	1,379.840208	8.87%	8.83%	8.75%	8.66%	8.40%
29-May-24	205,984,359.69	1,379.535941	8.86%	8.84%	8.76%	8.66%	8.39%
28-May-24	299,488,932.92	1,379.340143	8.98%	8.89%	8.79%	8.68%	8.31%
27-May-24	287,044,550.40	1,378.972069	8.95%	8.87%	8.77%	8.66%	8.31%
26-May-24	292,961,927.07	1,378.583271	8.90%	8.84%	8.74%	8.65%	8.33%
25-May-24	292,887,883.66	1,378.234846	9.08%	8.83%	8.72%	8.65%	8.32%
24-May-24	292,813,838.27	1,377.886413	8.91%	8.81%	8.71%	8.64%	8.31%
23-May-24	292,741,168.61	1,377.539740	8.90%	8.79%	8.70%	8.64%	8.31%
22-May-24	292,659,240.33	1,377.191849	8.89%	8.78%	8.68%	8.63%	8.32%
21-May-24	292,601,343.35	1,376.858127	8.87%	8.77%	8.67%	8.63%	8.32%
20-May-24	292,681,843.35	1,376.509637	8.86%	8.76%	8.66%	8.62%	8.32%
19-May-24	292,643,713.55	1,376.163093	8.85%	8.75%	8.64%	8.61%	8.32%
18-May-24	292,569,539.15	1,375.814286	8.84%	8.73%	8.63%	8.61%	8.32%

Este Documento contiene datos e informaciones clasificados como “Publica”, que en virtud de la ley es catalogada como no confidencial y, en consecuencia, puede divulgarse sin restricciones.

Fecha	Patrimonio neto del Fondo	Valor Cuota	Rentabilidad				
			30 días	60 días	90 días	180 días	365 días
17-May-24	292,495,362.66	1,375.465470	8.83%	8.72%	8.61%	8.60%	8.32%
16-May-24	292,425,076.39	1,375.111400	8.81%	8.70%	8.60%	8.59%	8.32%
15-May-24	291,948,432.24	1,374.750491	8.79%	8.68%	8.58%	8.58%	8.32%
14-May-24	291,404,230.27	1,374.362798	8.75%	8.65%	8.55%	8.57%	8.32%
13-May-24	291,337,613.10	1,374.024993	8.73%	8.64%	8.54%	8.56%	8.31%
12-May-24	291,708,807.93	1,373.728506	8.76%	8.65%	8.54%	8.57%	8.32%
11-May-24	291,641,109.52	1,373.409697	8.80%	8.65%	8.53%	8.56%	8.32%
10-May-24	291,573,409.18	1,373.090880	8.81%	8.64%	8.52%	8.56%	8.32%
9-May-24	291,429,493.08	1,372.772847	8.82%	8.64%	8.51%	8.55%	8.30%
8-May-24	291,284,585.66	1,372.443386	8.82%	8.64%	8.53%	8.54%	8.31%
7-May-24	290,914,674.23	1,372.113645	8.74%	8.63%	8.51%	8.54%	8.31%
6-May-24	290,844,844.30	1,371.784288	8.74%	8.70%	8.59%	8.53%	8.30%
5-May-24	291,428,461.24	1,371.455761	8.73%	8.67%	8.58%	8.53%	8.36%
4-May-24	291,358,266.22	1,371.125425	8.72%	8.66%	8.59%	8.52%	8.36%
3-May-24	291,288,069.21	1,370.795079	8.71%	8.64%	8.58%	8.51%	8.36%
2-May-24	197,977,659.03	1,370.313089	8.57%	8.56%	8.52%	8.49%	8.35%
1-May-24	291,067,178.69	1,370.152687	8.72%	8.63%	8.55%	8.51%	8.37%
30-Apr-24	291,046,246.99	1,369.850719	8.73%	8.63%	8.49%	8.51%	8.37%
29-Apr-24	290,946,733.26	1,369.560687	8.75%	8.65%	8.50%	8.51%	8.34%
28-Apr-24	290,876,391.86	1,369.229572	8.74%	8.63%	8.49%	8.50%	8.34%
27-Apr-24	290,806,048.46	1,368.898448	8.73%	8.61%	8.48%	8.50%	8.34%
26-Apr-24	290,735,703.08	1,368.567314	8.71%	8.60%	8.48%	8.49%	8.35%
25-Apr-24	185,662,745.66	1,368.029738	8.51%	8.48%	8.41%	8.45%	8.33%
24-Apr-24	290,647,872.26	1,367.869389	8.64%	8.55%	8.45%	8.48%	8.34%
23-Apr-24	290,630,515.89	1,367.536636	8.63%	8.53%	8.54%	8.47%	8.32%
22-Apr-24	290,561,369.72	1,367.204206	8.61%	8.52%	8.58%	8.47%	8.32%
21-Apr-24	290,516,147.84	1,366.887747	8.61%	8.51%	8.59%	8.46%	8.31%
20-Apr-24	290,445,208.19	1,366.553973	8.59%	8.49%	8.58%	8.46%	8.32%
19-Apr-24	290,374,266.53	1,366.220190	8.57%	8.48%	8.57%	8.45%	8.32%
18-Apr-24	290,104,174.94	1,365.887338	8.56%	8.46%	8.56%	8.45%	8.31%
17-Apr-24	290,033,206.93	1,365.553202	8.54%	8.44%	8.72%	8.44%	8.31%
16-Apr-24	289,962,526.84	1,365.220422	8.52%	8.43%	8.71%	8.44%	8.33%
15-Apr-24	289,891,842.79	1,364.887622	8.51%	8.41%	8.68%	8.43%	8.32%
14-Apr-24	289,820,625.97	1,364.552315	8.49%	8.40%	8.68%	8.43%	8.32%
13-Apr-24	289,753,595.55	1,364.236718	8.49%	8.39%	8.67%	8.45%	8.33%
12-Apr-24	289,683,160.72	1,363.905092	8.47%	8.37%	8.67%	8.42%	8.33%
11-Apr-24	289,347,621.63	1,363.549114	8.43%	8.33%	8.66%	8.41%	8.32%
10-Apr-24	289,278,161.64	1,363.221784	8.42%	8.31%	8.71%	8.41%	8.36%
9-Apr-24	290,230,288.07	1,362.896357	8.41%	8.30%	8.62%	8.40%	8.36%
8-Apr-24	290,160,605.44	1,362.569134	8.39%	8.33%	8.62%	8.39%	8.36%
7-Apr-24	290,113,031.08	1,362.322213	8.45%	8.34%	8.64%	8.40%	8.37%
6-Apr-24	290,045,289.09	1,362.004107	8.60%	8.46%	8.64%	8.39%	8.37%
5-Apr-24	289,977,545.19	1,361.685993	8.54%	8.44%	8.64%	8.39%	8.37%
4-Apr-24	288,045,984.51	1,361.367201	8.53%	8.46%	8.64%	8.38%	8.37%
3-Apr-24	289,026,054.07	1,361.050935	8.50%	8.45%	8.64%	8.38%	8.37%
2-Apr-24	288,965,846.38	1,360.723329	8.48%	8.44%	8.63%	8.37%	8.39%
1-Apr-24	288,272,433.09	1,360.405083	8.47%	8.41%	8.64%	8.36%	8.37%
31-Mar-24	288,217,676.54	1,360.087689	8.47%	8.32%	8.64%	8.36%	8.37%
30-Mar-24	288,151,728.23	1,359.776481	8.48%	8.31%	8.64%	8.35%	8.37%
29-Mar-24	288,085,504.32	1,359.463973	8.46%	8.31%	8.63%	8.35%	8.37%
28-Mar-24	288,019,278.54	1,359.151457	8.44%	8.30%	8.63%	8.35%	8.37%

Este Documento contiene datos e informaciones clasificados como “Publica”, que en virtud de la ley es catalogada como no confidencial y, en consecuencia, puede divulgarse sin restricciones.

Fecha	Patrimonio neto del Fondo	Valor Cuota	Rentabilidad				
			30 días	60 días	90 días	180 días	365 días
27-Mar-24	287,953,308.50	1,358.840147	8.43%	8.30%	8.62%	8.34%	8.37%
26-Mar-24	284,773,813.22	1,358.525160	8.40%	8.29%	8.62%	8.33%	8.37%
25-Mar-24	289,531,458.78	1,358.218926	8.39%	8.29%	8.61%	8.33%	8.37%
24-Mar-24	289,467,416.04	1,357.909099	8.38%	8.43%	8.61%	8.33%	8.37%
23-Mar-24	289,400,767.89	1,357.596448	8.36%	8.50%	8.60%	8.32%	8.37%
22-Mar-24	289,334,118.11	1,357.283790	8.35%	8.52%	8.59%	8.30%	8.37%
21-Mar-24	289,167,712.52	1,356.972170	8.33%	8.51%	8.59%	8.30%	8.37%
20-Mar-24	289,131,348.29	1,356.660526	8.32%	8.51%	8.58%	8.30%	8.37%
19-Mar-24	288,815,001.58	1,356.348532	8.30%	8.51%	8.57%	8.29%	8.35%
18-Mar-24	288,748,613.20	1,356.036756	8.29%	8.76%	8.56%	8.27%	8.36%
17-Mar-24	289,665,609.65	1,355.722797	8.28%	8.75%	8.54%	8.25%	8.36%
16-Mar-24	289,598,837.18	1,355.410282	8.26%	8.71%	8.52%	8.27%	8.36%
15-Mar-24	289,532,062.96	1,355.097758	8.25%	8.71%	8.51%	8.15%	8.36%
14-Mar-24	289,165,528.74	1,354.786035	8.23%	8.71%	8.51%	8.15%	8.37%
13-Mar-24	289,128,696.21	1,354.474994	8.22%	8.71%	8.47%	8.14%	8.37%
12-Mar-24	289,082,302.86	1,354.163785	8.17%	8.71%	8.42%	8.14%	8.37%
11-Mar-24	288,975,991.58	1,353.853117	8.15%	8.79%	8.25%	8.13%	8.36%
10-Mar-24	288,910,158.21	1,353.544687	8.14%	8.66%	8.49%	8.12%	8.36%
9-Mar-24	288,843,751.11	1,353.233570	8.21%	8.67%	8.48%	8.11%	8.36%
8-Mar-24	288,777,342.14	1,352.922444	8.17%	8.67%	8.47%	8.08%	8.36%
7-Mar-24	196,078,550.20	1,352.447631	8.26%	8.60%	8.41%	8.05%	8.36%
6-Mar-24	288,286,351.76	1,352.189309	8.29%	8.63%	8.41%	8.05%	8.37%
5-Mar-24	288,221,400.66	1,351.884660	8.32%	8.63%	8.41%	8.05%	8.38%
4-Mar-24	288,151,378.74	1,351.603121	8.34%	8.65%	8.41%	8.05%	8.38%
3-Mar-24	287,696,939.75	1,351.300209	8.33%	8.65%	8.41%	8.05%	8.38%
2-Mar-24	287,631,939.08	1,350.994904	8.29%	8.66%	8.40%	8.04%	8.38%
1-Mar-24	287,566,936.58	1,350.689590	8.11%	8.66%	8.40%	8.04%	8.38%
29-Feb-24	287,188,591.93	1,350.365809	8.08%	8.66%	8.38%	8.03%	8.37%
28-Feb-24	296,651,716.18	1,350.079813	8.10%	8.66%	8.38%	8.03%	8.37%
27-Feb-24	287,599,292.87	1,349.786792	8.11%	8.66%	8.38%	8.03%	8.39%
26-Feb-24	287,536,413.25	1,349.491679	8.11%	8.66%	8.38%	8.01%	8.39%
25-Feb-24	287,441,727.98	1,349.211525	8.13%	8.66%	8.39%	8.03%	8.39%
24-Feb-24	287,379,294.69	1,348.918472	8.14%	8.66%	8.39%	8.02%	8.39%
23-Feb-24	287,316,859.50	1,348.625410	8.43%	8.66%	8.40%	8.01%	8.39%
22-Feb-24	287,253,924.41	1,348.329866	8.58%	8.66%	8.40%	8.00%	8.39%
21-Feb-24	287,212,401.16	1,348.035299	8.63%	8.66%	8.40%	8.00%	8.39%
20-Feb-24	287,240,369.30	1,347.741280	8.63%	8.65%	8.40%	8.01%	8.39%
19-Feb-24	287,208,221.06	1,347.447215	8.64%	8.65%	8.40%	7.99%	8.39%
18-Feb-24	287,075,668.38	1,347.153676	8.65%	8.64%	8.40%	7.99%	8.39%
17-Feb-24	287,012,749.76	1,346.858419	9.16%	8.63%	8.40%	7.99%	8.39%
16-Feb-24	286,949,829.21	1,346.563153	9.16%	8.61%	8.41%	7.99%	8.39%
15-Feb-24	286,887,170.87	1,346.269117	9.09%	8.59%	8.41%	7.99%	8.39%
14-Feb-24	286,825,643.57	1,345.975160	9.11%	8.59%	8.41%	7.99%	8.73%
13-Feb-24	286,762,946.36	1,345.680944	9.12%	8.59%	8.41%	8.02%	8.73%
12-Feb-24	286,700,243.29	1,345.386699	9.14%	8.54%	8.41%	7.99%	8.39%
11-Feb-24	286,646,209.05	1,345.133135	9.20%	8.48%	8.41%	8.00%	8.39%
10-Feb-24	286,584,226.13	1,344.842270	9.37%	8.24%	8.43%	8.00%	8.40%
9-Feb-24	286,522,241.43	1,344.551397	9.13%	8.60%	8.41%	8.00%	8.40%
8-Feb-24	194,705,514.03	1,344.165298	9.07%	8.56%	8.37%	7.98%	8.41%
7-Feb-24	286,141,164.04	1,343.901541	9.11%	8.56%	8.38%	7.99%	8.39%
6-Feb-24	285,958,836.48	1,343.326892	8.88%	8.43%	8.29%	7.94%	8.37%

Este Documento contiene datos e informaciones clasificados como “Publica”, que en virtud de la ley es catalogada como no confidencial y, en consecuencia, puede divulgarse sin restricciones.

Fecha	Patrimonio neto del Fondo	Valor Cuota	Rentabilidad				
			30 días	60 días	90 días	180 días	365 días
5-Feb-24	285,411,604.89	1,343.043317	8.91%	8.42%	8.30%	7.95%	8.37%
4-Feb-24	285,318,753.29	1,342.700480	8.88%	8.40%	8.28%	7.94%	8.37%
3-Feb-24	285,256,297.03	1,342.406563	8.90%	8.39%	8.28%	7.92%	8.37%
2-Feb-24	285,193,838.87	1,342.112637	8.90%	8.39%	8.28%	7.92%	8.37%
1-Feb-24	292,164,385.50	1,341.848161	8.97%	8.40%	8.28%	7.93%	8.38%
31-Jan-24	285,244,137.94	1,341.747654	9.16%	8.48%	8.34%	7.96%	8.39%
30-Jan-24	285,181,198.46	1,341.451596	9.17%	8.48%	8.34%	7.96%	8.39%
29-Jan-24	284,954,468.91	1,341.153357	9.16%	8.47%	8.34%	7.96%	8.39%
28-Jan-24	284,890,640.21	1,340.852944	9.15%	8.46%	8.34%	7.96%	8.40%
27-Jan-24	284,826,809.71	1,340.552522	9.14%	8.46%	8.33%	7.96%	8.40%
26-Jan-24	284,762,977.40	1,340.252092	9.13%	8.46%	8.33%	7.96%	8.40%
25-Jan-24	284,699,866.24	1,339.955056	9.13%	8.46%	8.33%	7.96%	8.40%
24-Jan-24	284,570,572.69	1,339.346529	8.83%	8.32%	8.23%	7.92%	8.38%
23-Jan-24	284,473,893.37	1,338.891503	8.68%	8.25%	8.18%	7.89%	8.36%
22-Jan-24	284,400,148.82	1,338.544420	8.62%	8.23%	8.17%	7.91%	8.36%
21-Jan-24	284,467,450.66	1,338.247126	8.62%	8.23%	8.17%	7.89%	8.36%
20-Jan-24	284,403,628.75	1,337.946882	8.60%	8.23%	8.16%	7.89%	8.36%
19-Jan-24	284,339,805.03	1,337.646630	8.58%	8.22%	8.16%	7.90%	8.36%
18-Jan-24	284,138,788.50	1,336.794997	8.04%	7.97%	7.99%	7.80%	8.32%
17-Jan-24	284,018,240.00	1,336.500626	8.01%	7.97%	7.99%	7.81%	8.31%
16-Jan-24	283,973,010.52	1,336.287790	8.03%	8.01%	8.01%	7.84%	8.32%
15-Jan-24	283,906,493.32	1,335.974781	8.01%	8.00%	8.01%	7.83%	8.32%
14-Jan-24	283,688,025.48	1,335.667846	7.99%	7.99%	8.05%	7.83%	8.70%
13-Jan-24	283,621,343.13	1,335.353890	7.87%	7.99%	8.01%	7.83%	8.70%
12-Jan-24	283,554,658.89	1,335.039926	7.71%	7.96%	8.00%	7.82%	8.70%
11-Jan-24	191,996,833.51	1,334.561225	7.06%	7.90%	7.94%	7.80%	8.07%
10-Jan-24	283,563,414.37	1,334.536424	8.02%	8.00%	8.02%	7.85%	8.09%
9-Jan-24	283,496,890.17	1,334.223340	7.98%	7.97%	8.00%	7.84%	8.06%
8-Jan-24	283,421,319.81	1,333.910030	7.95%	7.95%	7.99%	7.84%	8.06%
7-Jan-24	283,355,009.08	1,333.597941	7.92%	7.94%	7.98%	7.84%	8.06%
6-Jan-24	283,288,351.80	1,333.284222	7.88%	7.93%	7.97%	7.84%	8.06%
5-Jan-24	283,221,675.81	1,332.970414	7.85%	7.92%	7.96%	7.84%	8.06%
4-Jan-24	283,155,162.87	1,332.657374	7.82%	7.91%	7.95%	7.84%	8.06%
3-Jan-24	290,412,210.56	1,332.362026	7.82%	7.90%	7.94%	7.84%	8.06%
2-Jan-24	283,616,217.62	1,332.031107	7.77%	7.88%	7.92%	7.84%	8.05%
1-Jan-24	283,581,909.21	1,331.723853	7.75%	7.87%	7.91%	7.84%	8.04%
31-Dec-23	283,516,755.54	1,331.417886	7.73%	7.86%	7.90%	7.85%	8.04%
30-Dec-23	283,455,823.00	1,331.131742	7.73%	7.87%	7.90%	7.85%	8.05%
29-Dec-23	283,394,333.04	1,330.842980	7.71%	7.87%	7.90%	7.86%	8.05%
28-Dec-23	281,532,953.59	1,330.552894	7.72%	7.87%	7.89%	7.87%	8.05%
27-Dec-23	283,671,425.04	1,330.264438	7.73%	7.87%	7.88%	7.87%	8.01%
26-Dec-23	283,510,152.48	1,329.977002	7.74%	7.87%	7.88%	7.88%	8.01%
25-Dec-23	283,443,700.27	1,329.693408	7.75%	7.88%	7.88%	7.90%	8.01%
24-Dec-23	283,382,873.12	1,329.408055	7.76%	7.88%	7.87%	7.88%	8.01%
23-Dec-23	283,322,043.85	1,329.122693	7.77%	7.88%	7.84%	7.89%	8.01%
22-Dec-23	283,261,213.11	1,328.837323	7.79%	7.89%	7.84%	7.90%	8.01%
21-Dec-23	283,176,648.92	1,328.557870	7.80%	7.89%	7.85%	7.91%	8.93%
20-Dec-23	283,058,005.91	1,328.282681	7.82%	7.89%	7.85%	7.92%	8.93%
19-Dec-23	282,907,948.53	1,328.014599	7.84%	7.90%	7.81%	7.95%	8.93%
18-Dec-23	282,952,127.94	1,327.761859	7.88%	7.92%	7.79%	7.95%	8.93%
17-Dec-23	282,986,660.35	1,327.521156	7.93%	7.95%	7.85%	7.96%	8.05%

Este Documento contiene datos e informaciones clasificados como “Publica”, que en virtud de la ley es catalogada como no confidencial y, en consecuencia, puede divulgarse sin restricciones.

Fecha	Patrimonio neto del Fondo	Valor Cuota	Rentabilidad				
			30 días	60 días	90 días	180 días	365 días
16-Dec-23	282,925,791.10	1,327.235612	7.94%	7.95%	7.63%	7.97%	8.04%
15-Dec-23	282,864,893.33	1,326.949934	7.94%	8.02%	7.63%	7.98%	8.04%
14-Dec-23	282,836,376.66	1,326.768126	8.05%	8.02%	7.66%	8.01%	8.21%
13-Dec-23	191,672,445.53	1,326.634070	8.16%	8.09%	7.70%	8.04%	8.19%
12-Dec-23	282,770,234.53	1,326.862428	8.68%	8.33%	7.85%	8.11%	8.22%
11-Dec-23	282,978,220.27	1,325.797721	7.92%	7.96%	7.59%	8.00%	8.15%
10-Dec-23	282,970,802.65	1,325.523940	7.90%	7.95%	7.58%	8.02%	8.15%
9-Dec-23	282,911,945.02	1,325.248232	7.91%	7.95%	7.53%	8.01%	8.15%
8-Dec-23	282,853,085.72	1,324.972517	7.91%	7.96%	7.53%	8.00%	8.15%
7-Dec-23	282,795,510.31	1,324.702816	7.94%	7.96%	7.54%	8.01%	8.15%
6-Dec-23	282,735,327.37	1,324.420900	7.94%	7.96%	7.54%	8.02%	8.15%
5-Dec-23	286,202,324.07	1,324.142688	7.94%	7.96%	7.54%	8.00%	8.15%
4-Dec-23	282,641,646.37	1,323.858481	7.94%	7.95%	7.53%	8.01%	8.15%
3-Dec-23	282,652,061.57	1,323.578010	7.95%	7.95%	7.53%	7.99%	8.16%
2-Dec-23	282,591,800.98	1,323.295827	7.95%	7.94%	7.53%	7.95%	8.16%
1-Dec-23	282,531,538.68	1,323.013636	7.95%	7.94%	7.53%	7.92%	8.16%
30-Nov-23	282,402,706.08	1,322.732427	7.96%	7.94%	7.53%	7.93%	8.16%
29-Nov-23	282,385,168.41	1,322.462123	7.98%	7.95%	7.53%	7.94%	8.16%
28-Nov-23	282,385,611.96	1,322.167543	7.97%	7.93%	7.49%	7.84%	8.16%
27-Nov-23	282,326,572.76	1,321.863918	7.96%	7.91%	7.51%	7.83%	8.32%
26-Nov-23	281,829,793.50	1,321.570098	7.96%	7.90%	7.49%	7.66%	8.32%
25-Nov-23	281,766,693.39	1,321.274206	7.95%	7.90%	7.48%	7.67%	8.33%
24-Nov-23	281,703,591.62	1,320.978306	7.95%	7.87%	7.46%	7.70%	8.33%
23-Nov-23	281,640,788.41	1,320.683806	7.94%	7.82%	7.44%	7.70%	8.68%
22-Nov-23	281,552,033.12	1,320.384626	7.93%	7.82%	7.45%	7.69%	8.33%
21-Nov-23	281,489,173.86	1,320.089837	7.91%	7.82%	7.42%	7.70%	8.37%
20-Nov-23	290,523,651.04	1,319.805189	7.92%	7.82%	7.42%	7.72%	8.37%
19-Nov-23	290,519,810.17	1,319.514007	7.92%	7.75%	7.42%	7.72%	8.37%
18-Nov-23	290,455,062.89	1,319.219931	7.92%	7.69%	7.42%	7.72%	8.37%
17-Nov-23	290,390,313.78	1,318.925847	7.91%	7.76%	7.42%	7.73%	8.37%
16-Nov-23	290,316,769.10	1,318.632682	7.91%	7.43%	7.42%	7.74%	8.39%
15-Nov-23	290,252,706.33	1,318.341706	8.04%	7.42%	7.47%	7.74%	8.37%
14-Nov-23	272,192,450.82	1,318.049928	7.94%	7.42%	7.42%	7.75%	8.37%
13-Nov-23	290,265,854.03	1,317.794765	7.96%	7.43%	7.43%	7.77%	8.46%
12-Nov-23	290,221,856.27	1,317.462809	7.91%	7.39%	7.41%	7.79%	8.46%
11-Nov-23	290,168,442.67	1,317.220338	7.95%	7.38%	7.43%	7.78%	8.46%
10-Nov-23	290,115,027.51	1,316.977859	7.96%	7.37%	7.44%	7.79%	8.47%
9-Nov-23	289,972,163.68	1,316.692410	7.94%	7.30%	7.44%	7.80%	8.46%
8-Nov-23	297,016,557.54	1,316.412414	7.95%	7.30%	7.44%	7.81%	8.45%
7-Nov-23	289,951,956.27	1,316.119183	7.93%	7.29%	7.44%	7.77%	8.57%
6-Nov-23	289,913,839.74	1,315.839045	7.93%	7.29%	7.44%	7.80%	8.57%
5-Nov-23	289,851,497.94	1,315.556092	7.92%	7.29%	7.42%	7.80%	8.57%
4-Nov-23	289,789,154.37	1,315.273132	7.91%	7.28%	7.42%	7.78%	8.58%
3-Nov-23	289,726,809.04	1,314.990164	7.90%	7.28%	7.42%	7.90%	8.58%
2-Nov-23	289,867,525.82	1,314.707966	7.88%	7.27%	7.42%	7.91%	8.58%
1-Nov-23	289,729,443.23	1,314.426313	7.88%	7.27%	7.42%	7.93%	8.58%
31-Oct-23	289,770,251.15	1,314.131681	7.87%	7.26%	7.42%	7.93%	8.58%
30-Oct-23	289,593,181.11	1,313.848347	7.87%	7.25%	7.42%	7.95%	8.58%
29-Oct-23	289,695,321.05	1,313.562313	7.84%	7.21%	7.44%	7.93%	8.66%
28-Oct-23	289,631,560.08	1,313.273202	7.80%	7.23%	7.44%	7.89%	8.66%
27-Oct-23	289,567,797.30	1,312.984083	7.79%	7.20%	7.44%	7.89%	8.66%

Este Documento contiene datos e informaciones clasificados como “Publica”, que en virtud de la ley es catalogada como no confidencial y, en consecuencia, puede divulgarse sin restricciones.

Fecha	Patrimonio neto del Fondo	Valor Cuota	Rentabilidad				
			30 días	60 días	90 días	180 días	365 días
26-Oct-23	289,564,880.27	1,312.696079	7.79%	7.19%	7.45%	7.90%	8.66%
25-Oct-23	289,504,052.96	1,312.408037	7.75%	7.17%	7.45%	7.91%	8.63%
24-Oct-23	289,440,643.66	1,312.120583	7.65%	7.14%	7.50%	7.92%	8.60%
23-Oct-23	289,366,050.29	1,311.832285	7.65%	7.17%	7.47%	7.92%	8.62%
22-Oct-23	289,381,238.27	1,311.557786	7.67%	7.12%	7.47%	7.88%	8.61%
21-Oct-23	289,317,431.53	1,311.268595	7.67%	7.12%	7.49%	7.88%	8.61%
20-Oct-23	289,253,622.99	1,310.979397	7.53%	7.13%	7.48%	7.88%	8.61%
19-Oct-23	289,097,994.50	1,310.690784	7.42%	7.13%	7.48%	7.88%	8.73%
18-Oct-23	289,059,630.08	1,310.402224	7.56%	7.13%	7.52%	7.89%	8.73%
17-Oct-23	288,996,139.59	1,310.114401	6.89%	7.13%	7.50%	7.88%	8.73%
16-Oct-23	199,879,983.57	1,309.687474	6.76%	7.13%	7.46%	7.87%	8.72%
15-Oct-23	288,876,263.87	1,309.505678	6.85%	7.11%	7.50%	7.92%	8.73%
14-Oct-23	288,814,810.68	1,309.227105	6.85%	7.11%	7.51%	7.92%	8.73%
13-Oct-23	288,753,355.75	1,308.948523	6.81%	7.12%	7.52%	7.93%	8.73%
12-Oct-23	288,682,404.17	1,308.672214	6.77%	7.12%	7.53%	7.94%	8.73%
11-Oct-23	289,699,869.06	1,308.418526	6.74%	7.13%	7.53%	7.95%	8.74%
10-Oct-23	288,510,883.81	1,308.151078	6.61%	7.14%	7.55%	7.95%	8.53%
9-Oct-23	288,453,637.36	1,307.867631	6.61%	7.14%	7.55%	8.04%	8.53%
8-Oct-23	288,698,217.22	1,307.595711	6.61%	7.15%	7.56%	8.04%	8.49%
7-Oct-23	288,637,799.33	1,307.322061	6.61%	7.15%	7.57%	8.05%	8.49%
6-Oct-23	288,577,379.73	1,307.048404	6.61%	7.12%	7.59%	8.05%	8.50%
5-Oct-23	288,667,852.22	1,306.775759	6.61%	7.13%	7.60%	8.06%	8.50%
4-Oct-23	288,679,477.75	1,306.509235	6.61%	7.14%	7.61%	8.07%	8.50%
3-Oct-23	288,652,240.41	1,306.245826	6.62%	7.15%	7.63%	8.08%	8.50%
2-Oct-23	288,591,382.84	1,305.970426	6.62%	7.15%	7.65%	8.08%	8.50%
1-Oct-23	288,358,816.02	1,305.682474	6.60%	7.15%	7.66%	8.12%	8.50%
30-Sep-23	288,298,379.17	1,305.408817	6.60%	7.16%	7.67%	8.09%	8.51%
29-Sep-23	288,240,834.64	1,305.148257	6.53%	7.19%	7.69%	8.10%	8.51%
28-Sep-23	288,567,589.83	1,304.906788	6.63%	7.21%	7.71%	8.11%	8.51%
27-Sep-23	288,505,603.32	1,304.626484	6.57%	7.22%	7.73%	8.11%	8.54%
26-Sep-23	288,403,463.83	1,304.345449	6.55%	7.23%	7.77%	8.11%	8.53%
25-Sep-23	288,318,568.39	1,304.097151	6.54%	7.26%	7.74%	8.11%	8.53%
24-Sep-23	287,296,019.65	1,303.919538	6.59%	7.38%	7.79%	8.13%	8.54%
23-Sep-23	287,232,697.62	1,303.632145	6.64%	7.33%	7.81%	8.14%	8.54%
22-Sep-23	287,169,374.31	1,303.344746	6.54%	7.33%	7.82%	8.14%	8.54%
21-Sep-23	287,133,785.29	1,303.057696	6.54%	7.36%	7.84%	8.14%	8.54%
20-Sep-23	287,085,461.25	1,302.913660	6.68%	7.40%	7.94%	8.16%	8.55%
19-Sep-23	287,118,489.98	1,302.744361	6.79%	7.47%	7.96%	8.18%	8.58%
18-Sep-23	198,552,196.84	1,302.309542	6.65%	7.46%	7.92%	8.16%	8.56%
17-Sep-23	287,176,859.41	1,302.732004	7.32%	7.76%	8.17%	8.25%	8.44%
16-Sep-23	287,115,141.74	1,302.452031	7.46%	7.77%	8.18%	8.27%	8.49%
15-Sep-23	287,053,422.38	1,302.172051	7.33%	7.79%	8.20%	8.27%	8.54%
14-Sep-23	282,776,440.55	1,301.900559	7.34%	7.79%	8.21%	8.28%	8.59%
13-Sep-23	287,824,216.55	1,301.659518	7.38%	7.83%	8.21%	8.30%	8.59%
12-Sep-23	287,753,221.64	1,301.428882	7.43%	7.86%	8.24%	8.31%	8.58%
11-Sep-23	287,703,135.34	1,301.212706	7.49%	7.88%	8.30%	8.32%	8.62%
10-Sep-23	287,974,831.27	1,301.078154	7.63%	7.97%	8.34%	8.35%	8.60%
9-Sep-23	287,914,290.39	1,300.804629	7.64%	7.98%	8.32%	8.35%	8.59%
8-Sep-23	287,853,747.80	1,300.531096	7.65%	8.00%	8.33%	8.35%	8.58%
7-Sep-23	287,811,644.66	1,300.258688	7.66%	8.01%	8.35%	8.36%	8.45%
6-Sep-23	287,751,400.90	1,299.986522	7.58%	8.03%	8.32%	8.36%	8.43%

Este Documento contiene datos e informaciones clasificados como “Publica”, que en virtud de la ley es catalogada como no confidencial y, en consecuencia, puede divulgarse sin restricciones.

Fecha	Patrimonio neto del Fondo	Valor Cuota	Rentabilidad				
			30 días	60 días	90 días	180 días	365 días
5-Sep-23	287,571,300.40	1,299.714890	7.60%	8.05%	8.34%	8.39%	8.40%
4-Sep-23	287,562,239.73	1,299.444616	7.62%	8.07%	8.29%	8.40%	8.38%
3-Sep-23	287,504,017.02	1,299.181517	7.64%	8.09%	8.22%	8.42%	8.36%
2-Sep-23	287,443,508.50	1,298.908089	7.65%	8.12%	8.15%	8.42%	8.35%
1-Sep-23	287,382,998.26	1,298.634654	7.66%	8.14%	8.17%	8.42%	8.35%
31-Aug-23	287,150,989.47	1,298.367843	7.68%	8.16%	8.20%	8.43%	8.32%
30-Aug-23	287,229,861.45	1,298.185408	7.81%	8.23%	8.04%	8.44%	8.31%
29-Aug-23	287,203,360.92	1,297.838540	7.76%	8.21%	8.00%	8.43%	8.31%
28-Aug-23	287,295,281.51	1,297.617755	7.83%	8.26%	7.69%	8.44%	8.35%
27-Aug-23	294,011,706.85	1,297.358412	7.87%	8.33%	7.72%	8.47%	8.50%
26-Aug-23	293,959,311.58	1,297.127212	7.93%	8.29%	7.81%	8.48%	8.50%
25-Aug-23	293,906,914.82	1,296.896005	8.12%	8.35%	7.81%	8.49%	8.49%
24-Aug-23	231,847,543.16	1,296.556353	7.98%	8.35%	7.78%	8.49%	8.53%
23-Aug-23	293,546,550.32	1,296.377897	8.07%	8.42%	7.83%	8.51%	8.58%
22-Aug-23	293,481,193.89	1,296.089266	8.14%	8.44%	7.88%	8.51%	8.56%
21-Aug-23	293,396,020.69	1,295.801424	8.08%	8.53%	7.87%	8.51%	8.58%
20-Aug-23	293,382,228.12	1,295.516884	8.10%	8.50%	7.88%	8.49%	8.46%
19-Aug-23	293,316,861.39	1,295.228238	8.21%	8.51%	7.89%	8.49%	8.45%
18-Aug-23	293,251,492.81	1,294.939584	8.14%	8.54%	7.91%	8.49%	8.44%
17-Aug-23	210,320,005.62	1,294.512140	8.03%	8.49%	7.87%	8.47%	8.35%
16-Aug-23	293,294,884.64	1,294.378351	8.20%	8.58%	7.94%	8.50%	8.00%
15-Aug-23	293,230,784.39	1,294.095461	8.20%	8.60%	7.96%	8.50%	7.58%
14-Aug-23	293,272,252.63	1,293.813662	8.22%	8.58%	8.01%	9.16%	7.57%
13-Aug-23	293,198,783.66	1,293.533650	8.25%	8.60%	7.99%	9.17%	6.89%
12-Aug-23	293,134,614.12	1,293.250547	8.23%	8.66%	8.00%	8.50%	6.88%
11-Aug-23	293,070,442.86	1,292.967436	8.25%	8.63%	8.01%	8.50%	6.88%
10-Aug-23	292,871,635.00	1,292.685241	8.27%	8.60%	8.03%	8.50%	8.68%
9-Aug-23	292,808,014.80	1,292.404433	8.29%	8.62%	7.96%	8.50%	8.68%
8-Aug-23	292,732,342.33	1,292.127795	8.32%	8.65%	8.00%	8.54%	8.67%
7-Aug-23	292,688,213.27	1,291.933008	8.43%	8.63%	8.04%	8.52%	8.68%
6-Aug-23	292,940,133.20	1,291.643826	8.45%	8.65%	8.00%	8.52%	9.20%
5-Aug-23	292,875,927.88	1,291.360729	8.47%	8.57%	8.24%	8.52%	9.20%
4-Aug-23	292,811,720.74	1,291.077624	8.49%	8.46%	8.26%	8.52%	9.19%
3-Aug-23	292,777,806.84	1,290.794931	8.53%	8.35%	8.28%	8.52%	9.20%
2-Aug-23	292,712,624.81	1,290.507558	8.56%	8.38%	8.28%	8.53%	8.39%
1-Aug-23	292,649,116.63	1,290.227564	8.59%	8.40%	8.32%	8.53%	8.06%
31-Jul-23	292,537,617.24	1,289.907853	8.59%	8.10%	8.28%	8.53%	7.32%
30-Jul-23	292,571,124.60	1,289.614215	8.61%	8.07%	8.18%	8.52%	7.31%
29-Jul-23	292,503,695.08	1,289.316995	8.64%	7.58%	8.19%	8.53%	7.31%
28-Jul-23	292,436,263.65	1,289.019766	8.74%	7.59%	8.20%	8.53%	7.30%
27-Jul-23	293,177,188.99	1,288.725899	8.60%	7.69%	8.21%	8.53%	7.29%
26-Jul-23	206,108,657.72	1,288.297539	8.52%	7.61%	8.18%	8.51%	7.28%
25-Jul-23	293,042,501.15	1,288.111572	8.66%	7.64%	8.22%	8.53%	7.28%
24-Jul-23	292,930,467.37	1,287.834451	8.71%	7.66%	8.13%	8.53%	7.28%
23-Jul-23	292,899,327.95	1,287.477443	8.69%	7.70%	8.11%	8.52%	6.87%
22-Jul-23	292,847,270.43	1,287.248617	8.91%	7.71%	8.13%	8.53%	6.87%
21-Jul-23	292,778,544.86	1,286.946525	8.84%	7.72%	8.13%	8.53%	6.86%
20-Jul-23	210,162,448.00	1,286.541903	8.76%	7.68%	8.11%	8.51%	6.85%
19-Jul-23	292,704,635.98	1,286.331309	8.87%	7.74%	8.12%	8.53%	6.85%
18-Jul-23	292,635,767.05	1,286.023375	8.88%	7.75%	8.14%	8.52%	6.81%
17-Jul-23	292,609,681.87	1,285.713383	8.90%	7.76%	8.19%	8.51%	6.80%

Este Documento contiene datos e informaciones clasificados como “Publica”, que en virtud de la ley es catalogada como no confidencial y, en consecuencia, puede divulgarse sin restricciones.

Fecha	Patrimonio neto del Fondo	Valor Cuota	Rentabilidad				
			30 días	60 días	90 días	180 días	365 días
16-Jul-23	292,627,999.37	1,285.436953	8.94%	7.79%	8.19%	8.51%	6.79%
15-Jul-23	292,557,751.03	1,285.128370	8.87%	7.86%	8.19%	8.51%	6.78%
14-Jul-23	292,487,500.69	1,284.819779	8.89%	7.80%	8.19%	9.25%	6.76%
13-Jul-23	292,291,404.85	1,284.564459	9.02%	7.83%	8.21%	9.25%	6.35%
12-Jul-23	292,231,709.15	1,284.258030	8.96%	7.84%	8.21%	9.25%	6.41%
11-Jul-23	292,212,900.61	1,283.953073	8.87%	7.86%	8.36%	8.06%	6.40%
10-Jul-23	292,175,997.88	1,283.657861	8.89%	7.74%	8.36%	8.04%	6.41%
9-Jul-23	292,126,702.62	1,283.353300	8.91%	7.79%	8.36%	7.99%	6.45%
8-Jul-23	292,056,548.87	1,283.045105	8.78%	7.80%	8.36%	7.98%	6.38%
7-Jul-23	291,986,393.14	1,282.736901	8.79%	7.72%	8.36%	7.98%	6.38%
6-Jul-23	291,926,607.97	1,282.429989	8.61%	8.06%	8.36%	7.98%	6.39%
5-Jul-23	299,903,079.08	1,282.128582	8.36%	8.08%	8.36%	7.98%	6.38%
4-Jul-23	299,827,576.46	1,281.805798	8.12%	8.09%	8.36%	7.98%	6.13%
3-Jul-23	299,855,489.37	1,281.493535	8.14%	8.09%	8.42%	7.97%	5.97%
2-Jul-23	299,807,180.28	1,281.179096	8.16%	8.13%	8.35%	7.95%	5.84%
1-Jul-23	299,733,598.84	1,280.864657	7.56%	8.07%	8.35%	7.94%	5.83%
30-Jun-23	299,660,015.32	1,280.550209	7.47%	7.92%	8.34%	7.94%	5.82%
29-Jun-23	299,601,619.44	1,280.227928	6.47%	7.91%	8.33%	7.94%	5.81%
28-Jun-23	213,784,890.02	1,279.826001	6.40%	7.87%	8.28%	7.92%	5.77%
27-Jun-23	299,732,713.43	1,279.681278	6.74%	7.96%	8.32%	7.94%	5.75%
26-Jun-23	299,517,391.26	1,279.333926	6.64%	7.95%	8.32%	7.86%	5.74%
25-Jun-23	299,439,918.10	1,279.003013	6.56%	7.95%	8.31%	7.85%	5.72%
24-Jun-23	299,363,445.70	1,278.676375	6.55%	7.78%	8.30%	7.84%	5.71%
23-Jun-23	299,286,970.72	1,278.349726	6.67%	7.77%	8.28%	7.83%	5.70%
22-Jun-23	216,209,505.11	1,277.891871	6.47%	7.68%	8.22%	7.80%	5.68%
21-Jun-23	291,123,372.28	1,277.666880	6.56%	7.72%	8.24%	7.80%	5.69%
20-Jun-23	291,051,167.81	1,277.349993	6.56%	7.73%	8.24%	9.60%	5.68%
19-Jun-23	290,977,295.52	1,277.019634	6.55%	7.69%	8.17%	9.58%	5.66%
18-Jun-23	290,905,039.68	1,276.702523	6.56%	7.71%	8.19%	9.57%	5.68%
17-Jun-23	290,831,646.21	1,276.380419	6.57%	7.78%	8.19%	9.56%	5.67%
16-Jun-23	290,758,250.52	1,276.058306	6.58%	7.75%	8.19%	7.83%	5.66%
15-Jun-23	290,704,656.96	1,275.823098	6.79%	7.79%	8.21%	7.82%	5.66%
14-Jun-23	290,631,836.68	1,275.503510	6.67%	7.79%	8.21%	7.81%	5.64%
13-Jun-23	290,544,729.64	1,275.107898	6.59%	7.74%	8.18%	8.10%	5.42%
12-Jun-23	291,042,034.67	1,274.874087	6.68%	7.78%	8.19%	8.05%	6.00%
11-Jun-23	291,280,847.24	1,274.663439	6.80%	8.05%	8.22%	8.04%	5.72%
10-Jun-23	291,207,421.95	1,274.342125	6.55%	8.04%	8.20%	8.02%	5.71%
9-Jun-23	291,133,996.99	1,274.020813	6.63%	8.03%	8.20%	8.01%	5.70%
8-Jun-23	291,344,759.73	1,273.855308	6.77%	8.09%	8.24%	8.03%	5.71%
7-Jun-23	291,271,319.26	1,273.534202	6.59%	8.09%	8.28%	8.02%	5.68%
6-Jun-23	291,225,128.70	1,273.419681	7.46%	8.18%	8.34%	8.04%	5.71%
5-Jun-23	291,291,743.47	1,273.376126	7.75%	8.31%	8.45%	8.08%	5.65%
4-Jun-23	301,360,176.75	1,273.310625	8.01%	8.43%	8.52%	8.11%	5.66%
3-Jun-23	301,281,529.76	1,272.978325	7.99%	8.51%	8.50%	8.11%	5.65%
2-Jun-23	301,202,880.85	1,272.646017	8.04%	8.39%	8.49%	8.10%	5.64%
1-Jun-23	216,203,653.24	1,272.955609	8.52%	8.69%	8.68%	8.20%	5.68%
31-May-23	291,030,022.27	1,272.734930	8.31%	8.72%	8.69%	8.21%	5.67%
30-May-23	291,223,491.90	1,273.457824	9.31%	9.21%	9.02%	8.38%	5.63%
29-May-23	291,298,067.43	1,273.126759	9.30%	9.17%	9.06%	8.37%	5.60%
28-May-23	291,930,387.65	1,272.628421	9.14%	9.07%	8.99%	8.33%	5.49%
27-May-23	291,874,894.99	1,272.386508	9.21%	9.10%	9.00%	8.66%	5.49%

Este Documento contiene datos e informaciones clasificados como “Publica”, que en virtud de la ley es catalogada como no confidencial y, en consecuencia, puede divulgarse sin restricciones.

Fecha	Patrimonio neto del Fondo	Valor Cuota	Rentabilidad				
			30 días	60 días	90 días	180 días	365 días
26-May-23	291,819,400.76	1,272.144589	9.28%	9.14%	9.02%	8.66%	5.48%
25-May-23	312,044,200.52	1,271.824752	8.96%	9.12%	9.01%	8.66%	5.46%
24-May-23	230,957,568.20	1,271.375382	8.81%	9.04%	8.95%	8.64%	5.38%
23-May-23	291,928,975.58	1,271.134847	8.85%	9.05%	8.97%	9.32%	5.34%
22-May-23	291,834,492.81	1,270.810508	8.84%	9.03%	8.92%	8.64%	5.23%
21-May-23	291,762,479.08	1,270.496920	8.84%	9.03%	8.91%	8.71%	5.17%
20-May-23	291,688,902.55	1,270.176526	8.78%	8.94%	8.90%	8.70%	5.16%
19-May-23	291,615,323.93	1,269.856124	8.81%	8.96%	8.89%	8.70%	5.15%
18-May-23	291,598,596.62	1,269.528537	8.94%	8.95%	8.88%	8.69%	5.10%
17-May-23	290,621,403.33	1,269.191421	8.87%	8.94%	8.86%	8.68%	5.03%
16-May-23	290,681,660.37	1,268.744866	8.75%	8.88%	10.11%	8.70%	4.98%
15-May-23	290,627,182.42	1,268.550725	8.85%	8.93%	10.14%	8.67%	5.13%
14-May-23	290,696,750.71	1,268.242382	8.85%	8.92%	8.82%	8.66%	4.89%
13-May-23	290,620,775.96	1,267.910921	8.82%	8.90%	8.81%	8.83%	4.88%
12-May-23	290,544,799.03	1,267.579452	9.26%	8.87%	8.79%	8.82%	4.87%
11-May-23	290,547,878.90	1,267.522716	9.48%	8.99%	8.87%	8.86%	4.83%
10-May-23	290,505,095.44	1,267.117255	9.38%	8.93%	8.89%	8.84%	4.12%
9-May-23	290,434,452.60	1,266.809127	9.37%	8.92%	8.82%	8.82%	4.04%
8-May-23	290,402,166.21	1,266.668301	9.53%	9.07%	8.87%	8.82%	4.05%
7-May-23	290,149,942.55	1,265.655325	8.84%	8.72%	8.63%	8.94%	3.94%
6-May-23	290,072,941.55	1,265.319441	8.81%	8.74%	8.61%	8.93%	3.93%
5-May-23	289,995,939.27	1,264.983551	8.78%	8.71%	8.60%	8.92%	3.92%
4-May-23	289,875,293.88	1,264.675338	8.97%	8.70%	8.59%	8.92%	3.55%
3-May-23	204,870,707.66	1,264.289327	8.67%	8.65%	8.56%	8.90%	4.03%
2-May-23	289,879,360.02	1,264.103899	8.79%	8.70%	8.60%	8.92%	3.91%
1-May-23	290,335,469.23	1,264.102006	9.07%	8.82%	8.69%	8.96%	3.85%
30-Apr-23	290,263,382.21	1,263.788144	9.04%	8.80%	8.68%	8.96%	3.84%
29-Apr-23	290,191,156.14	1,263.473676	8.98%	8.87%	8.68%	8.95%	3.83%
28-Apr-23	290,115,367.66	1,263.143698	8.93%	8.85%	8.67%	9.11%	3.82%
27-Apr-23	290,057,546.62	1,262.822129	8.92%	8.83%	8.66%	9.10%	3.87%
26-Apr-23	208,007,716.24	1,262.513571	8.93%	8.82%	8.65%	9.10%	3.98%
25-Apr-23	290,010,339.96	1,262.524993	9.21%	8.97%	8.76%	9.14%	4.23%
24-Apr-23	289,944,389.51	1,262.237886	9.20%	8.96%	8.75%	9.08%	4.17%
23-Apr-23	289,642,432.94	1,261.959948	9.20%	8.96%	8.75%	9.03%	4.23%
22-Apr-23	289,570,345.05	1,261.645864	9.16%	8.90%	8.75%	9.05%	4.22%
21-Apr-23	289,498,255.13	1,261.331771	9.14%	8.88%	8.74%	9.03%	4.21%
20-Apr-23	289,455,385.78	1,261.079455	9.03%	8.90%	8.75%	9.03%	4.31%
19-Apr-23	289,329,777.78	1,260.728213	9.04%	8.87%	8.73%	9.02%	4.28%
18-Apr-23	239,238,856.29	1,260.270325	8.90%	8.78%	8.65%	9.23%	4.22%
17-Apr-23	239,172,796.55	1,260.001334	8.94%	8.79%	8.66%	9.23%	4.20%
16-Apr-23	239,133,624.83	1,259.689332	8.94%	10.72%	8.66%	9.22%	4.39%
15-Apr-23	239,076,137.24	1,259.386503	8.95%	10.71%	10.10%	9.22%	4.38%
14-Apr-23	239,018,648.03	1,259.083666	8.93%	8.75%	10.09%	9.22%	4.36%
13-Apr-23	238,922,100.04	1,258.785737	8.92%	8.74%	10.09%	9.21%	4.35%
12-Apr-23	238,731,602.17	1,258.007436	8.43%	8.50%	7.60%	9.13%	4.29%
11-Apr-23	238,676,729.87	1,257.718284	8.42%	8.50%	7.56%	9.13%	4.26%
10-Apr-23	238,620,097.42	1,257.419857	8.41%	8.58%	7.45%	9.12%	3.89%
9-Apr-23	239,634,891.27	1,257.128214	8.41%	8.48%	7.45%	8.71%	3.81%
8-Apr-23	239,577,226.73	1,256.825704	8.55%	8.48%	7.45%	8.71%	3.80%
7-Apr-23	239,519,560.55	1,256.523187	8.54%	8.46%	7.45%	8.63%	3.79%
6-Apr-23	239,461,892.74	1,256.220661	8.60%	8.45%	7.44%	8.62%	2.94%

Este Documento contiene datos e informaciones clasificados como “Publica”, que en virtud de la ley es catalogada como no confidencial y, en consecuencia, puede divulgarse sin restricciones.

Fecha	Patrimonio neto del Fondo	Valor Cuota	Rentabilidad				
			30 días	60 días	90 días	180 días	365 días
5-Apr-23	239,403,817.83	1,255.915999	8.58%	8.44%	7.44%	8.62%	3.05%
4-Apr-23	149,319,281.68	1,255.415443	8.36%	8.34%	7.37%	8.58%	3.00%
3-Apr-23	239,414,091.88	1,255.341712	8.57%	8.45%	7.41%	8.62%	2.57%
2-Apr-23	239,355,061.62	1,255.037435	8.55%	8.44%	7.38%	8.61%	2.57%
1-Apr-23	239,300,645.02	1,254.752107	8.51%	8.43%	7.39%	8.61%	2.56%
31-Mar-23	239,246,226.88	1,254.466770	8.50%	8.44%	7.40%	8.62%	2.55%
30-Mar-23	239,176,780.26	1,254.212659	8.69%	8.46%	7.40%	8.62%	2.46%
29-Mar-23	239,122,780.16	1,253.942268	8.70%	8.47%	7.40%	8.62%	2.57%
28-Mar-23	204,043,500.79	1,253.628402	8.67%	8.46%	7.25%	8.62%	2.81%
27-Mar-23	239,012,454.80	1,253.317764	8.65%	8.45%	7.23%	8.66%	3.02%
26-Mar-23	238,929,659.82	1,253.040887	8.66%	8.47%	7.24%	8.65%	3.05%
25-Mar-23	238,877,366.16	1,252.766638	8.66%	8.46%	7.23%	8.64%	3.04%
24-Mar-23	238,825,070.86	1,252.492381	8.67%	8.47%	7.22%	8.64%	3.03%
23-Mar-23	238,729,180.40	1,252.214953	8.57%	8.47%	7.22%	8.64%	2.97%
22-Mar-23	238,673,409.40	1,251.922415	8.56%	8.47%	10.74%	8.64%	3.13%
21-Mar-23	238,647,966.90	1,251.788961	8.70%	8.55%	10.78%	8.66%	2.85%
20-Mar-23	238,578,693.00	1,251.425596	8.63%	8.52%	10.74%	8.64%	2.82%
19-Mar-23	238,495,747.14	1,251.121618	8.61%	8.47%	10.72%	8.68%	2.78%
18-Mar-23	238,436,272.68	1,250.809622	8.58%	8.46%	7.33%	8.66%	2.76%
17-Mar-23	238,376,796.53	1,250.497617	12.41%	8.45%	7.29%	8.30%	2.75%
16-Mar-23	238,308,892.08	1,250.193844	12.39%	10.59%	7.27%	8.39%	2.72%
15-Mar-23	238,254,983.58	1,249.911034	8.50%	10.60%	7.86%	8.49%	2.81%
14-Mar-23	237,781,063.24	1,249.627663	8.50%	10.60%	7.75%	8.58%	2.71%
13-Mar-23	237,920,338.42	1,249.355676	8.51%	7.13%	7.70%	8.57%	2.65%
12-Mar-23	237,845,894.29	1,249.073926	8.52%	7.08%	7.69%	8.54%	2.76%
11-Mar-23	237,791,082.49	1,248.786076	8.69%	6.93%	7.67%	8.60%	2.74%
10-Mar-23	237,736,269.04	1,248.498217	8.50%	6.92%	7.66%	8.53%	2.73%
9-Mar-23	237,130,959.62	1,248.059579	8.36%	6.85%	7.60%	8.49%	2.55%
8-Mar-23	206,472,063.34	1,247.762851	8.31%	6.85%	7.58%	8.47%	2.47%
7-Mar-23	237,027,408.97	1,247.400604	8.24%	6.82%	7.55%	8.20%	2.37%
6-Mar-23	237,366,376.77	1,247.121106	8.25%	6.82%	7.55%	8.14%	2.36%
5-Mar-23	238,423,699.47	1,246.846182	8.27%	6.83%	7.55%	8.10%	2.24%
4-Mar-23	238,369,835.98	1,246.564501	8.27%	6.78%	7.55%	8.05%	2.23%
3-Mar-23	238,315,971.18	1,246.282813	8.28%	6.75%	7.55%	8.01%	2.22%
2-Mar-23	238,254,458.44	1,246.039557	8.30%	6.78%	7.57%	8.00%	2.13%
1-Mar-23	238,177,349.69	1,245.763859	8.33%	6.80%	7.57%	7.98%	2.08%
28-Feb-23	238,180,416.24	1,245.314041	8.17%	6.71%	7.51%	7.89%	2.05%
27-Feb-23	238,314,324.56	1,245.037724	8.19%	6.71%	7.51%	7.86%	2.06%
26-Feb-23	238,260,142.59	1,244.754658	8.20%	6.50%	8.13%	7.86%	2.40%
25-Feb-23	238,205,959.08	1,244.471585	8.20%	6.48%	8.13%	7.94%	2.38%
24-Feb-23	238,151,773.87	1,244.188502	8.23%	6.48%	8.14%	8.22%	2.37%
23-Feb-23	237,878,158.39	1,243.910897	8.20%	6.47%	8.14%	8.20%	2.35%
22-Feb-23	237,846,245.96	1,243.633184	8.21%	6.46%	9.47%	8.18%	2.23%
21-Feb-23	237,810,381.90	1,243.452777	8.31%	6.49%	8.18%	8.28%	1.70%
20-Feb-23	237,709,477.38	1,243.175851	8.33%	11.74%	8.32%	8.36%	1.80%
19-Feb-23	237,625,273.80	1,242.899597	8.34%	11.73%	8.32%	8.33%	1.80%
18-Feb-23	237,571,090.16	1,242.616189	8.35%	11.71%	8.32%	8.37%	1.79%
17-Feb-23	237,516,904.98	1,242.332773	8.27%	11.69%	8.32%	8.13%	1.78%
16-Feb-23	237,433,830.25	1,242.055131	8.29%	6.66%	8.32%	8.11%	1.69%
15-Feb-23	236,634,140.53	1,237.871823	4.44%	4.68%	7.10%	7.43%	1.53%
14-Feb-23	236,580,825.93	1,237.592926	8.71%	4.66%	7.01%	7.27%	1.36%

Este Documento contiene datos e informaciones clasificados como “Publica”, que en virtud de la ley es catalogada como no confidencial y, en consecuencia, puede divulgarse sin restricciones.

Fecha	Patrimonio neto del Fondo	Valor Cuota	Rentabilidad				
			30 días	60 días	90 días	180 días	365 días
13-Feb-23	237,640,344.94	1,241.235593	12.61%	7.49%	8.32%	7.23%	1.79%
12-Feb-23	237,587,448.67	1,240.959307	12.62%	7.32%	8.67%	6.42%	1.49%
11-Feb-23	237,533,215.24	1,240.676036	5.71%	7.24%	8.66%	6.40%	1.48%
10-Feb-23	237,478,979.93	1,240.392756	5.60%	7.22%	8.66%	5.06%	1.47%
9-Feb-23	148,392,896.92	1,239.934969	5.13%	7.12%	8.60%	5.02%	1.41%
8-Feb-23	202,353,685.44	1,239.839733	5.31%	7.19%	8.63%	5.04%	1.32%
7-Feb-23	202,338,427.96	1,239.543326	5.31%	7.17%	8.58%	8.54%	1.37%
6-Feb-23	237,396,271.48	1,239.296343	5.35%	7.16%	9.07%	8.55%	1.21%
5-Feb-23	237,427,497.55	1,239.012478	5.36%	7.17%	9.06%	8.53%	0.99%
4-Feb-23	237,371,741.55	1,238.721516	5.36%	7.16%	9.06%	8.52%	0.98%
3-Feb-23	237,315,984.10	1,238.430547	5.35%	7.15%	9.05%	9.54%	0.97%
2-Feb-23	237,132,413.60	1,238.145616	5.25%	7.14%	9.05%	9.53%	0.76%
1-Feb-23	237,077,738.52	1,237.860140	5.19%	7.14%	9.05%	9.51%	0.84%
31-Jan-23	237,077,342.08	1,237.594357	5.23%	7.15%	9.05%	9.52%	0.81%
30-Jan-23	237,002,432.22	1,237.292392	5.24%	7.14%	9.04%	7.95%	0.73%
29-Jan-23	236,946,966.74	1,237.002830	5.21%	7.13%	9.03%	7.30%	0.85%
28-Jan-23	236,891,499.69	1,236.713259	5.19%	7.12%	9.35%	5.87%	0.84%
27-Jan-23	236,836,031.07	1,236.423680	4.77%	8.04%	9.34%	5.86%	0.83%
26-Jan-23	236,768,222.84	1,236.137565	4.72%	8.04%	9.34%	5.84%	0.66%
25-Jan-23	221,701,229.73	1,235.833195	4.71%	8.04%	9.32%	5.83%	0.60%
24-Jan-23	236,896,555.93	1,235.580150	4.70%	8.05%	9.21%	5.82%	0.53%
23-Jan-23	236,811,084.02	1,235.296004	4.67%	10.03%	9.10%	5.81%	0.54%
22-Jan-23	236,857,369.78	1,235.012947	4.63%	8.06%	9.15%	5.80%	0.52%
21-Jan-23	236,801,810.99	1,234.723255	15.05%	8.26%	9.12%	5.79%	0.51%
20-Jan-23	236,746,250.63	1,234.433554	15.01%	8.26%	9.12%	5.00%	0.50%
19-Jan-23	236,691,756.19	1,234.149411	14.97%	8.25%	9.11%	4.99%	0.48%
18-Jan-23	237,341,204.24	1,233.945334	15.02%	8.29%	9.60%	4.99%	0.40%
17-Jan-23	237,284,290.86	1,233.649439	4.99%	8.28%	9.59%	4.97%	0.43%
16-Jan-23	239,668,181.54	1,233.367661	4.90%	8.40%	9.59%	4.96%	0.40%
15-Jan-23	239,784,950.75	1,228.794814	0.61%	6.12%	8.14%	4.17%	0.14%
14-Jan-23	239,728,510.26	1,228.505581	2.34%	6.11%	8.13%	4.16%	0.13%
13-Jan-23	239,672,068.18	1,228.216339	2.00%	6.62%	8.13%	4.13%	0.11%
12-Jan-23	151,396,376.42	1,234.880352	8.74%	10.09%	10.47%	5.29%	0.73%
11-Jan-23	205,439,918.56	1,234.709938	8.80%	10.15%	10.50%	5.26%	0.65%
10-Jan-23	205,433,762.63	1,234.727032	9.07%	10.29%	10.60%	4.51%	0.59%
9-Jan-23	205,388,034.01	1,234.452187	9.04%	10.25%	9.79%	4.62%	0.58%
8-Jan-23	205,339,445.52	1,234.160154	8.99%	10.18%	9.79%	4.61%	0.56%
7-Jan-23	205,290,855.66	1,233.868112	8.93%	10.88%	9.63%	4.62%	0.55%
6-Jan-23	205,242,264.42	1,233.576062	8.93%	10.87%	9.63%	4.70%	0.53%
5-Jan-23	205,184,798.13	1,233.290760	8.92%	10.86%	9.62%	4.58%	0.66%
4-Jan-23	205,137,473.97	1,233.006311	8.90%	10.85%	9.62%	4.57%	0.70%
3-Jan-23	240,386,845.47	1,232.826040	9.00%	10.90%	9.65%	4.61%	0.38%
2-Jan-23	243,101,399.44	1,232.604623	9.06%	10.93%	9.66%	4.60%	0.43%
1-Jan-23	243,040,760.98	1,232.297166	9.03%	10.91%	9.65%	4.11%	0.28%
31-Dec-22	242,980,120.79	1,231.989700	9.00%	10.89%	9.65%	3.80%	0.26%
30-Dec-22	242,927,924.77	1,231.725049	9.01%	10.89%	9.66%	3.56%	0.25%
29-Dec-22	242,870,686.35	1,231.463408	9.02%	11.38%	9.67%	3.55%	0.39%
28-Dec-22	242,867,150.46	1,231.600146	11.27%	11.59%	9.80%	3.61%	0.28%
27-Dec-22	242,840,327.80	1,231.357149	11.31%	11.60%	9.90%	3.59%	0.34%
26-Dec-22	243,312,058.35	1,231.066642	11.32%	11.59%	9.88%	3.54%	0.32%
25-Dec-22	243,261,237.94	1,230.824686	11.35%	11.41%	9.88%	3.48%	0.48%

Este Documento contiene datos e informaciones clasificados como “Publica”, que en virtud de la ley es catalogada como no confidencial y, en consecuencia, puede divulgarse sin restricciones.

Fecha	Patrimonio neto del Fondo	Valor Cuota	Rentabilidad				
			30 días	60 días	90 días	180 días	365 días
24-Dec-22	243,212,006.95	1,230.575592	15.33%	11.27%	9.88%	3.46%	0.47%
23-Dec-22	243,162,774.82	1,230.326493	11.44%	11.36%	9.89%	3.44%	0.46%
22-Dec-22	241,049,330.47	1,219.633136	1.45%	6.08%	6.37%	1.68%	-0.40%
21-Dec-22	241,339,510.15	1,219.390114	1.48%	6.09%	6.37%	1.68%	-0.49%
20-Dec-22	241,291,284.46	1,219.146449	1.51%	6.11%	6.38%	1.66%	-0.49%
19-Dec-22	241,012,532.34	1,218.902418	1.55%	6.81%	6.47%	1.69%	-0.49%
18-Dec-22	242,413,713.25	1,228.611948	11.53%	11.85%	9.81%	3.34%	0.29%
17-Dec-22	242,376,390.88	1,228.422790	11.85%	11.89%	9.15%	3.33%	0.28%
16-Dec-22	242,327,900.94	1,228.177031	11.63%	11.90%	9.35%	3.36%	0.27%
15-Dec-22	241,927,481.84	1,226.147609	9.86%	11.01%	8.95%	3.06%	0.09%
14-Dec-22	153,015,629.24	1,226.202109	11.23%	11.18%	9.24%	3.10%	0.11%
13-Dec-22	206,948,674.25	1,226.075832	11.37%	11.25%	9.26%	3.12%	0.18%
12-Dec-22	206,815,834.88	1,225.839696	11.41%	11.27%	9.21%	3.10%	0.10%
11-Dec-22	207,956,746.92	1,225.595204	11.44%	11.28%	9.36%	2.69%	0.08%
10-Dec-22	207,915,527.90	1,225.352279	11.38%	10.10%	9.23%	3.81%	0.07%
9-Dec-22	207,874,307.71	1,225.109347	11.28%	10.11%	9.21%	3.27%	0.06%
8-Dec-22	207,834,269.68	1,224.873383	12.73%	9.91%	9.20%	3.26%	0.11%
7-Dec-22	207,986,793.09	1,224.589127	12.71%	9.90%	8.68%	3.25%	0.16%
6-Dec-22	208,000,701.78	1,224.318657	12.71%	9.91%	8.57%	3.23%	-0.23%
5-Dec-22	207,962,728.79	1,224.047735	12.71%	9.90%	8.48%	3.19%	-0.14%
4-Dec-22	207,947,733.45	1,223.776195	12.71%	9.90%	8.40%	3.22%	-0.12%
3-Dec-22	207,900,547.01	1,223.498502	12.71%	9.90%	8.31%	3.06%	-0.13%
2-Dec-22	207,853,359.24	1,223.220801	12.70%	9.89%	8.28%	3.04%	-0.14%
1-Dec-22	207,788,451.32	1,222.947665	12.69%	9.91%	8.25%	3.03%	-0.21%
30-Nov-22	207,727,056.70	1,222.671618	12.68%	9.91%	8.11%	3.02%	-0.35%
29-Nov-22	207,773,786.48	1,222.397936	13.63%	9.91%	8.07%	3.00%	-0.31%
28-Nov-22	210,592,725.78	1,220.293137	11.79%	8.98%	7.45%	2.67%	-0.48%
27-Nov-22	210,576,242.35	1,220.020654	11.79%	9.12%	7.59%	2.42%	-0.47%
26-Nov-22	210,524,317.29	1,219.719815	11.74%	9.08%	8.15%	2.38%	-0.49%
25-Nov-22	210,476,942.14	1,219.445336	11.37%	9.06%	8.11%	2.19%	-0.50%
24-Nov-22	209,774,337.83	1,215.258765	7.13%	7.07%	6.74%	1.52%	-0.83%
23-Nov-22	210,360,747.05	1,218.862680	11.18%	9.03%	8.21%	2.16%	-0.57%
22-Nov-22	210,185,363.40	1,218.178506	10.69%	8.82%	8.24%	2.04%	-0.65%
21-Nov-22	210,124,548.94	1,217.903941	10.69%	8.80%	8.17%	1.93%	-0.56%
20-Nov-22	210,105,597.78	1,217.631691	10.69%	8.80%	8.24%	1.83%	-0.62%
19-Nov-22	210,057,518.94	1,217.353058	12.05%	8.92%	7.79%	1.63%	-0.63%
18-Nov-22	210,009,438.75	1,217.074417	12.05%	8.86%	7.75%	1.52%	-0.65%
17-Nov-22	120,045,286.75	1,216.572095	11.81%	7.73%	7.63%	1.47%	-0.73%
16-Nov-22	195,119,636.71	1,216.553040	12.06%	8.13%	7.39%	1.50%	-0.71%
15-Nov-22	195,035,832.84	1,216.286052	12.06%	8.42%	6.01%	1.40%	-0.72%
14-Nov-22	194,807,945.37	1,214.989487	11.02%	8.17%	4.07%	1.11%	-0.71%
13-Nov-22	195,317,553.10	1,214.725021	11.03%	8.12%	4.05%	1.03%	-0.94%
12-Nov-22	195,273,966.43	1,214.453945	11.03%	8.04%	1.44%	1.32%	-0.95%
11-Nov-22	195,230,378.87	1,214.182864	11.02%	8.24%	1.41%	0.85%	-0.96%
10-Nov-22	195,698,526.35	1,213.994147	8.73%	8.08%	1.41%	0.85%	-0.99%
9-Nov-22	195,704,039.45	1,213.854546	8.86%	8.11%	8.31%	0.86%	-1.02%
8-Nov-22	195,356,392.73	1,212.193788	7.01%	7.35%	7.85%	0.51%	-1.22%
7-Nov-22	195,277,429.54	1,211.927150	7.02%	6.59%	7.82%	-0.85%	-1.23%
6-Nov-22	195,218,789.63	1,211.662498	7.03%	6.44%	7.80%	-0.98%	-1.28%
5-Nov-22	195,175,066.88	1,211.391124	7.02%	6.30%	9.81%	-1.00%	-1.29%
4-Nov-22	195,131,342.90	1,211.119743	7.01%	6.17%	9.78%	-1.10%	-1.30%

Este Documento contiene datos e informaciones clasificados como “Publica”, que en virtud de la ley es catalogada como no confidencial y, en consecuencia, puede divulgarse sin restricciones.

Fecha	Patrimonio neto del Fondo	Valor Cuota	Rentabilidad				
			30 días	60 días	90 días	180 días	365 días
3-Nov-22	195,088,305.09	1,210.852621	7.01%	6.05%	9.76%	-1.11%	-1.28%
2-Nov-22	198,030,018.26	1,210.586147	7.01%	6.00%	9.78%	-1.12%	-1.29%
1-Nov-22	200,216,822.39	1,210.324891	7.06%	5.96%	6.72%	-1.82%	-1.32%
31-Oct-22	200,945,716.55	1,210.059534	7.07%	5.77%	5.45%	-0.87%	-1.33%
30-Oct-22	200,724,395.95	1,208.850705	6.12%	5.22%	2.34%	-1.28%	-1.34%
29-Oct-22	200,679,668.15	1,208.581335	6.11%	5.22%	2.32%	-1.45%	-1.36%
28-Oct-22	200,634,939.08	1,208.311956	6.38%	5.44%	2.29%	-1.46%	-1.37%
27-Oct-22	200,730,427.80	1,208.059107	6.36%	6.29%	2.28%	-1.46%	-1.36%
26-Oct-22	202,722,247.67	1,208.156809	6.69%	6.42%	2.38%	-1.42%	-1.27%
25-Oct-22	203,126,674.58	1,208.182991	6.97%	6.51%	2.46%	-1.26%	-1.27%
24-Oct-22	203,056,473.23	1,207.765438	6.82%	6.66%	2.39%	-1.07%	-1.29%
23-Oct-22	203,516,023.91	1,207.565174	6.89%	6.95%	2.40%	-0.61%	-1.26%
22-Oct-22	203,470,742.93	1,207.296499	6.86%	6.85%	0.86%	-0.73%	-1.28%
21-Oct-22	203,425,460.64	1,207.027816	6.85%	6.96%	0.84%	-0.63%	-1.29%
20-Oct-22	201,750,710.24	1,205.417691	5.73%	5.60%	0.37%	-0.86%	-1.51%
19-Oct-22	201,594,809.93	1,205.143297	5.62%	5.54%	0.35%	-0.88%	-1.44%
18-Oct-22	202,023,075.46	1,204.877879	3.62%	5.49%	0.33%	-0.68%	-1.51%
17-Oct-22	201,993,581.18	1,204.612205	4.17%	5.01%	0.20%	-0.73%	-1.53%
16-Oct-22	201,904,457.98	1,204.349012	4.73%	2.95%	0.18%	-0.81%	-1.58%
15-Oct-22	201,859,218.86	1,204.079163	5.27%	0.59%	0.13%	-0.87%	-1.59%
14-Oct-22	201,814,063.37	1,203.809813	5.17%	0.55%	0.11%	-0.49%	-1.61%
13-Oct-22	201,718,886.84	1,203.543563	5.01%	-3.33%	0.02%	-0.50%	-1.62%
12-Oct-22	201,700,613.50	1,203.282468	5.40%	-3.36%	-1.54%	-0.54%	-1.60%
11-Oct-22	202,045,674.14	1,205.340991	7.38%	-2.23%	-0.54%	-0.16%	-1.41%
10-Oct-22	204,390,775.75	1,205.076255	7.29%	7.98%	-0.55%	-0.21%	-1.40%
9-Oct-22	204,523,582.92	1,205.248959	7.65%	8.22%	-0.38%	-0.19%	-1.36%
8-Oct-22	204,477,280.49	1,204.976101	6.12%	8.18%	-0.22%	-0.90%	-1.38%
7-Oct-22	204,430,976.76	1,204.703235	5.82%	8.14%	-0.45%	-1.05%	-1.39%
6-Oct-22	205,382,612.89	1,204.440801	5.56%	11.13%	-0.47%	-1.06%	-1.39%
5-Oct-22	205,387,916.58	1,204.177949	5.30%	11.11%	-0.42%	-1.07%	-1.41%
4-Oct-22	205,455,152.83	1,203.915309	5.06%	11.08%	-0.45%	-2.72%	-1.40%
3-Oct-22	205,409,168.82	1,203.651713	4.97%	11.10%	-1.40%	-2.51%	-1.42%
2-Oct-22	206,774,563.66	1,203.342250	4.84%	6.51%	-2.01%	-2.57%	-1.41%
1-Oct-22	206,727,874.01	1,203.070536	4.44%	4.61%	-2.49%	-3.45%	-1.43%
30-Sep-22	206,681,183.04	1,202.798814	4.31%	0.44%	-2.51%	-3.46%	-1.44%
29-Sep-22	210,144,438.89	1,202.538311	4.31%	0.42%	-2.52%	-3.47%	-1.49%
28-Sep-22	210,051,738.80	1,202.007841	4.47%	0.25%	-2.65%	-3.53%	-1.50%
27-Sep-22	211,490,367.75	1,201.780057	6.19%	0.23%	-2.74%	-3.71%	-1.50%
26-Sep-22	211,645,661.36	1,201.551110	6.12%	0.22%	-2.86%	-3.47%	-1.56%
25-Sep-22	212,031,225.61	1,201.297270	6.02%	0.20%	-2.89%	-3.00%	-1.57%
24-Sep-22	211,984,384.06	1,201.031881	6.47%	0.18%	-2.95%	-2.59%	-1.58%
23-Sep-22	211,936,707.93	1,200.761764	6.96%	0.15%	-2.97%	-2.53%	-1.60%
22-Sep-22	211,866,061.80	1,200.531444	6.81%	-2.12%	-2.97%	-2.54%	-1.61%
21-Sep-22	211,768,567.09	1,200.273587	7.03%	-2.15%	-3.00%	-2.56%	-1.60%
20-Sep-22	111,738,424.99	1,199.762883	5.45%	-2.30%	-3.05%	-2.72%	-1.62%
19-Sep-22	111,737,421.21	1,199.601749	5.44%	-2.28%	-3.05%	-2.39%	-1.68%
18-Sep-22	111,896,305.73	1,201.307517	7.34%	-1.31%	-2.44%	-2.63%	-1.52%
17-Sep-22	111,821,050.04	1,200.499580	5.83%	-1.78%	-2.56%	-2.77%	-1.58%
16-Sep-22	111,745,058.45	1,199.683741	1.17%	-2.08%	-2.77%	-2.94%	-1.64%
15-Sep-22	111,735,358.65	1,198.882202	-4.07%	-2.43%	-2.98%	-3.04%	-1.75%
14-Sep-22	114,823,754.05	1,198.719528	-4.05%	-2.41%	-2.94%	-3.05%	-1.71%

Este Documento contiene datos e informaciones clasificados como “Publica”, que en virtud de la ley es catalogada como no confidencial y, en consecuencia, puede divulgarse sin restricciones.

Fecha	Patrimonio neto del Fondo	Valor Cuota	Rentabilidad				
			30 días	60 días	90 días	180 días	365 días
13-Sep-22	125,329,785.68	1,198.611947	-11.62%	-2.46%	-2.95%	-3.08%	-1.81%
12-Sep-22	125,262,323.71	1,197.960905	-12.08%	-5.00%	-3.88%	-2.97%	-1.89%
11-Sep-22	126,578,820.47	1,198.071620	-11.78%	-4.47%	-1.57%	-3.10%	-1.87%
10-Sep-22	126,560,038.43	1,197.893847	8.62%	-4.45%	-2.61%	-3.20%	-1.88%
9-Sep-22	126,541,255.86	1,197.716070	8.73%	-4.36%	-2.61%	-2.98%	-1.88%
8-Sep-22	127,338,032.48	1,198.940920	10.18%	-3.38%	-2.14%	-2.75%	-1.80%
7-Sep-22	128,872,161.58	1,198.969550	10.42%	-3.57%	-2.06%	-2.72%	-1.78%
6-Sep-22	124,041,744.42	1,198.965518	16.63%	-3.47%	-2.06%	-3.01%	-1.66%
5-Sep-22	124,157,912.26	1,198.952702	16.84%	-3.26%	-1.91%	-3.11%	-1.70%
4-Sep-22	124,193,948.19	1,198.933705	17.03%	-3.19%	-2.14%	-3.27%	-1.56%
3-Sep-22	124,175,556.71	1,198.756159	17.16%	-4.57%	-2.15%	-3.27%	-1.57%
2-Sep-22	124,157,164.71	1,198.578608	8.15%	-5.40%	-2.14%	-3.49%	-1.58%
1-Sep-22	124,128,899.96	1,198.691933	4.76%	-5.93%	-2.03%	-3.44%	-1.56%
31-Aug-22	124,138,935.17	1,198.557085	-3.41%	-5.89%	-2.02%	-3.44%	-1.50%
30-Aug-22	124,116,058.99	1,198.292405	-3.47%	-5.92%	-2.07%	-3.63%	-1.30%
29-Aug-22	124,037,917.82	1,197.605526	-3.96%	-6.19%	-2.70%	-3.78%	-1.35%
28-Aug-22	124,086,737.81	1,195.693818	-5.69%	-7.17%	-3.33%	-4.09%	-1.53%
27-Aug-22	124,070,747.43	1,195.539735	-5.64%	-7.31%	-3.65%	-4.06%	-1.54%
26-Aug-22	124,054,756.59	1,195.385649	-5.58%	-7.30%	-3.64%	-3.38%	-1.55%
25-Aug-22	125,092,331.57	1,194.681557	-6.08%	-7.61%	-3.81%	-3.47%	-1.56%
24-Aug-22	125,867,522.61	1,193.934004	-6.62%	-7.88%	-4.07%	-3.57%	-1.55%
23-Aug-22	125,965,048.35	1,193.853687	-10.99%	-7.82%	-4.23%	-3.59%	-1.52%
22-Aug-22	126,707,652.70	1,193.374042	-11.27%	-7.97%	-4.49%	-3.85%	-1.48%
21-Aug-22	131,864,756.34	1,194.416638	-10.00%	-7.26%	-4.45%	-4.69%	-1.40%
20-Aug-22	131,847,691.64	1,194.262068	-9.95%	-7.26%	-4.63%	-4.47%	-1.41%
19-Aug-22	131,830,626.46	1,194.107493	-9.90%	-7.28%	-4.61%	-4.45%	-1.42%
18-Aug-22	131,894,609.92	1,194.770418	-9.35%	-6.73%	-4.32%	-4.32%	-1.24%
17-Aug-22	132,452,154.06	1,198.527357	-5.33%	-4.74%	-3.17%	-3.67%	-1.03%
16-Aug-22	135,388,076.07	1,202.904436	-0.79%	-2.44%	-1.84%	-3.07%	-0.60%
15-Aug-22	135,367,173.46	1,202.718720	-0.77%	-2.39%	-1.96%	-2.75%	-0.60%
14-Aug-22	144,886,272.35	1,210.165649	6.77%	1.39%	1.19%	-1.80%	0.01%
13-Aug-22	144,863,423.55	1,209.974804	2.11%	0.22%	0.29%	-1.57%	0.00%
12-Aug-22	144,840,588.56	1,209.784074	2.86%	3.56%	0.29%	-2.14%	-0.01%
11-Aug-22	213,227,590.73	1,189.469969	-17.38%	-8.17%	-6.47%	-5.49%	-1.57%
10-Aug-22	142,559,544.31	1,189.180000	-17.33%	-8.22%	-6.69%	-5.51%	-1.73%
9-Aug-22	148,236,406.63	1,188.989531	-16.80%	-8.23%	-9.35%	-5.59%	-1.71%
8-Aug-22	147,502,544.27	1,188.790000	-17.41%	-8.23%	-9.58%	-5.78%	-1.78%
7-Aug-22	155,106,489.41	1,182.794440	-23.25%	-11.25%	-11.54%	-6.63%	-2.25%
6-Aug-22	155,079,520.95	1,182.588786	-23.05%	-11.13%	-11.70%	-6.94%	-2.26%
5-Aug-22	155,052,551.72	1,182.383127	-23.09%	-11.56%	-11.70%	-7.35%	-2.27%
4-Aug-22	155,774,167.92	1,182.084265	-25.93%	-11.64%	-11.73%	-7.38%	-2.24%
3-Aug-22	180,773,825.19	1,190.601975	-18.83%	-7.23%	-10.19%	-5.95%	-1.38%
2-Aug-22	183,337,824.03	1,194.018232	-16.57%	-5.40%	-7.09%	-5.74%	-1.00%
1-Aug-22	186,227,493.10	1,201.926384	-8.40%	-1.34%	-4.86%	-4.24%	-0.36%
31-Jul-22	202,864,582.71	1,201.716727	-8.40%	-1.37%	-5.18%	-4.28%	-0.32%
30-Jul-22	202,830,985.29	1,201.517705	-8.44%	-2.07%	-5.18%	-4.42%	-0.33%
29-Jul-22	202,797,032.53	1,201.316578	-8.68%	-2.16%	-5.18%	-4.17%	-0.34%
28-Jul-22	204,879,730.68	1,201.110809	-9.02%	-2.67%	-5.18%	-4.19%	-0.32%
27-Jul-22	205,012,486.07	1,200.892898	-9.07%	-2.68%	-4.95%	-4.20%	-0.23%
26-Jul-22	205,013,277.84	1,200.680055	-9.20%	-2.69%	-4.50%	-4.52%	-0.13%
25-Jul-22	205,509,077.26	1,200.470096	-9.19%	-2.80%	-3.60%	-4.61%	-0.13%

Este Documento contiene datos e informaciones clasificados como “Publica”, que en virtud de la ley es catalogada como no confidencial y, en consecuencia, puede divulgarse sin restricciones.

Fecha	Patrimonio neto del Fondo	Valor Cuota	Rentabilidad				
			30 días	60 días	90 días	180 días	365 días
24-Jul-22	206,290,365.03	1,204.736767	-4.69%	-0.86%	-2.32%	-4.01%	0.28%
23-Jul-22	206,254,564.71	1,204.527693	-4.72%	-1.12%	-2.09%	-3.99%	0.27%
22-Jul-22	206,218,763.38	1,204.318613	-4.56%	-1.68%	-2.09%	-4.00%	0.26%
21-Jul-22	216,181,550.08	1,204.112101	-4.61%	-1.98%	-2.10%	-4.02%	0.29%
20-Jul-22	216,132,274.46	1,203.904468	-4.70%	-1.98%	-1.70%	-4.03%	0.36%
19-Jul-22	217,472,093.69	1,204.023410	-4.15%	-1.82%	-1.65%	-3.99%	0.37%
18-Jul-22	217,468,359.54	1,203.801025	-4.17%	-2.10%	-1.81%	-4.17%	0.35%
17-Jul-22	218,057,124.07	1,203.690488	-4.09%	-2.36%	-1.87%	-4.08%	0.43%
16-Jul-22	218,019,192.61	1,203.481103	-4.02%	-2.56%	-1.09%	-4.13%	0.42%
15-Jul-22	218,017,332.14	1,203.470833	-3.97%	-1.59%	-1.03%	-3.89%	0.43%
14-Jul-22	218,771,172.21	1,207.881385	-1.66%	-0.61%	0.47%	-3.15%	0.81%
13-Jul-22	218,537,441.21	1,206.947854	4.26%	-0.99%	0.22%	-3.29%	0.73%
12-Jul-22	220,121,677.38	1,206.711369	1.06%	-1.03%	0.14%	-3.17%	0.71%
11-Jul-22	220,576,656.77	1,206.364885	0.89%	-1.39%	0.00%	-3.36%	0.70%
10-Jul-22	221,836,691.38	1,205.634609	0.34%	-5.70%	-1.58%	-3.61%	0.77%
9-Jul-22	221,912,743.64	1,206.047937	0.96%	-5.75%	-1.65%	-3.52%	0.82%
8-Jul-22	221,874,718.05	1,205.841276	0.77%	-5.79%	-1.65%	-3.54%	0.81%
7-Jul-22	221,797,380.77	1,205.420964	0.81%	-6.14%	-1.73%	-3.59%	0.80%
6-Jul-22	221,742,086.79	1,205.256304	-0.03%	-6.12%	-5.00%	-3.60%	0.79%
5-Jul-22	222,614,773.35	1,207.822275	2.71%	-4.74%	-3.64%	-2.89%	1.02%
4-Jul-22	243,905,591.67	1,209.321508	4.44%	-5.97%	-3.15%	-2.51%	1.19%
3-Jul-22	244,124,188.75	1,210.499621	5.84%	-2.38%	-4.44%	-2.91%	1.38%
2-Jul-22	244,080,636.00	1,210.283663	5.77%	-3.12%	-4.43%	-2.81%	1.37%
1-Jul-22	244,037,082.01	1,210.067699	5.69%	-3.60%	-4.45%	-3.11%	1.36%
30-Jun-22	256,527,109.19	1,209.913901	4.33%	-3.57%	-4.44%	-3.11%	1.35%
29-Jun-22	286,507,443.64	1,209.952926	4.39%	-3.45%	-4.71%	-3.08%	1.47%
28-Jun-22	286,537,793.97	1,210.081099	3.71%	-3.29%	-4.12%	-2.75%	1.45%
27-Jun-22	296,839,990.08	1,209.914039	3.74%	-2.90%	-3.14%	-3.01%	1.43%
26-Jun-22	299,906,164.37	1,209.825407	3.85%	-2.17%	-2.25%	-2.87%	1.48%
25-Jun-22	299,853,157.40	1,209.611577	3.62%	-0.81%	-2.11%	-2.90%	1.47%
24-Jun-22	299,800,148.91	1,209.397740	2.99%	-1.14%	-2.13%	-2.57%	1.46%
23-Jun-22	299,738,217.82	1,209.220510	2.49%	-0.77%	-2.13%	-2.58%	1.48%
22-Jun-22	330,270,800.79	1,208.850003	1.20%	-0.87%	-2.40%	-2.62%	1.44%
21-Jun-22	330,202,005.46	1,208.689692	0.65%	-0.85%	-1.74%	-2.63%	1.48%
20-Jun-22	330,224,908.47	1,208.572222	0.74%	-0.19%	-2.85%	-2.78%	1.47%
19-Jun-22	330,123,156.13	1,208.140271	0.51%	-0.41%	-2.99%	-2.83%	1.51%
18-Jun-22	330,069,676.67	1,207.944554	-0.02%	-0.63%	-3.12%	-2.81%	1.50%
17-Jun-22	330,016,195.69	1,207.748832	-0.64%	-0.76%	-3.13%	-2.87%	1.49%
16-Jun-22	340,562,781.94	1,207.471879	-1.10%	0.38%	-3.17%	-2.90%	1.48%
15-Jun-22	340,544,113.55	1,207.405690	0.79%	0.44%	-3.23%	-2.89%	1.53%
14-Jun-22	342,719,092.41	1,209.532499	0.44%	1.54%	-2.07%	-2.57%	1.73%
13-Jun-22	334,034,626.94	1,202.736419	-6.23%	-1.79%	-4.65%	-3.67%	1.21%
12-Jun-22	334,819,267.12	1,205.659990	-3.11%	-0.32%	-3.81%	-3.02%	1.45%
11-Jun-22	334,768,849.61	1,205.478440	-3.68%	-0.45%	-3.37%	-3.16%	1.44%
10-Jun-22	334,718,430.69	1,205.296885	-11.74%	-2.54%	-3.39%	-3.19%	1.44%
9-Jun-22	266,334,618.34	1,205.098645	-12.46%	-2.94%	-3.39%	-3.21%	1.41%
8-Jun-22	270,399,389.34	1,205.077482	-12.34%	-2.86%	-3.97%	-3.19%	1.44%
7-Jun-22	270,413,718.13	1,204.620152	-13.09%	-3.00%	-4.34%	-3.12%	1.45%
6-Jun-22	270,639,150.02	1,205.290100	-12.21%	-7.48%	-4.42%	-2.88%	1.53%
5-Jun-22	270,681,650.28	1,205.135316	-12.16%	-6.80%	-4.42%	-3.63%	1.55%
4-Jun-22	270,634,577.98	1,204.925740	-16.31%	-6.92%	-4.86%	-3.45%	1.54%

Este Documento contiene datos e informaciones clasificados como “Publica”, que en virtud de la ley es catalogada como no confidencial y, en consecuencia, puede divulgarse sin restricciones.

Fecha	Patrimonio neto del Fondo	Valor Cuota	Rentabilidad				
			30 días	60 días	90 días	180 días	365 días
3-Jun-22	270,587,504.22	1,204.716157	-10.55%	-9.53%	-4.88%	-3.40%	1.53%
2-Jun-22	271,384,595.47	1,204.570088	-11.95%	-9.48%	-4.88%	-3.40%	1.57%
1-Jun-22	271,350,710.99	1,204.433002	-12.82%	-9.47%	-5.21%	-3.40%	1.57%
31-May-22	272,883,656.08	1,205.623454	-11.43%	-8.79%	-4.89%	-3.29%	1.79%
30-May-22	276,329,684.37	1,205.598187	-11.25%	-9.22%	-4.88%	-3.53%	1.79%
29-May-22	276,676,396.33	1,206.405908	-10.26%	-8.01%	-4.50%	-3.27%	1.88%
28-May-22	276,630,932.64	1,206.207670	-9.52%	-6.56%	-3.15%	-3.30%	1.87%
27-May-22	276,585,466.76	1,206.009423	-8.17%	-5.28%	-3.17%	-3.27%	1.87%
26-May-22	276,625,611.78	1,206.027496	-5.23%	-4.96%	-3.11%	-3.25%	1.88%
25-May-22	276,690,424.85	1,206.434799	-5.26%	-4.67%	-2.99%	-3.17%	1.99%
24-May-22	276,751,509.35	1,206.749117	-4.03%	-4.44%	-3.23%	-3.09%	2.21%
23-May-22	279,348,455.39	1,207.658247	-2.93%	-4.20%	-4.98%	-3.02%	2.28%
22-May-22	279,481,456.95	1,208.042412	-2.35%	-2.93%	-4.37%	-3.00%	2.31%
21-May-22	279,434,586.75	1,207.839818	-1.12%	-4.64%	-4.34%	-2.80%	2.29%
20-May-22	279,387,715.22	1,207.637219	-1.32%	-4.74%	-4.36%	-2.91%	2.30%
19-May-22	279,474,308.24	1,207.967651	-1.24%	-4.67%	-4.21%	-2.84%	2.33%
18-May-22	280,567,483.10	1,208.384260	-0.88%	-4.38%	-4.32%	-2.75%	2.43%
17-May-22	281,013,805.99	1,208.565007	1.86%	-4.21%	-3.56%	-2.81%	2.51%
16-May-22	337,612,462.79	1,206.626880	0.09%	-5.23%	-4.78%	-3.08%	2.35%
15-May-22	348,708,415.07	1,209.099071	2.64%	-3.33%	-3.43%	-2.64%	2.59%
14-May-22	348,658,265.92	1,208.925186	2.65%	-3.88%	-4.56%	-2.45%	2.58%
13-May-22	348,608,115.47	1,208.751296	2.47%	-4.17%	-4.57%	-2.88%	2.58%
12-May-22	290,686,540.77	1,209.131586	2.79%	-3.22%	-4.40%	-2.80%	2.62%
11-May-22	292,586,785.56	1,217.035791	6.71%	0.79%	-1.87%	-1.48%	3.32%
10-May-22	292,149,866.86	1,217.566209	6.64%	1.15%	-2.01%	-1.41%	3.39%
9-May-22	296,080,950.05	1,217.422497	6.68%	0.21%	-1.78%	-1.49%	3.40%
8-May-22	302,145,674.13	1,217.717059	7.16%	0.04%	-2.24%	-1.56%	3.45%
7-May-22	302,094,723.05	1,217.511714	-2.77%	-0.53%	-3.10%	-1.57%	3.44%
6-May-22	302,043,770.53	1,217.306364	-1.44%	-0.55%	-3.12%	-1.66%	3.43%
5-May-22	309,275,383.70	1,221.301020	2.50%	0.87%	-1.75%	-0.98%	3.79%
4-May-22	318,508,301.37	1,215.258919	-8.59%	-2.07%	-4.47%	-1.96%	3.32%
3-May-22	318,897,245.06	1,216.516463	-7.09%	-1.37%	-3.66%	-1.66%	3.45%
2-May-22	319,146,234.83	1,217.262791	-6.18%	-1.42%	-3.43%	-1.52%	3.52%
1-May-22	319,091,645.51	1,217.054580	-6.22%	-1.64%	-3.71%	-1.56%	3.54%
30-Apr-22	319,037,012.69	1,216.846204	-7.27%	-1.72%	-3.21%	-1.57%	3.54%
29-Apr-22	318,988,834.25	1,216.662446	-5.81%	-1.63%	-3.23%	-1.43%	3.53%
28-Apr-22	342,443,384.17	1,215.719102	-3.63%	0.04%	-3.50%	-1.57%	3.45%
27-Apr-22	342,453,798.04	1,214.166052	-2.41%	-0.67%	-4.58%	-1.81%	3.35%
26-Apr-22	341,837,723.51	1,211.233281	-4.71%	-2.06%	-5.67%	-2.23%	3.09%
25-Apr-22	341,965,708.20	1,211.668982	-4.11%	-1.86%	-5.74%	-1.99%	3.15%
24-Apr-22	341,759,553.73	1,210.760723	-4.86%	-2.84%	-5.92%	-2.15%	3.05%
23-Apr-22	341,706,214.33	1,210.571757	-5.49%	-6.03%	-5.94%	-2.16%	3.04%
22-Apr-22	341,652,873.41	1,210.382784	-3.51%	-5.39%	-5.96%	-2.09%	3.03%
21-Apr-22	341,229,871.70	1,208.957254	-8.15%	-5.95%	-6.39%	-2.31%	2.94%
20-Apr-22	344,061,470.11	1,208.947569	-8.16%	-5.89%	-6.36%	-2.30%	2.98%
19-Apr-22	344,132,969.40	1,209.198800	-8.11%	-5.70%	-6.55%	-2.43%	3.07%
18-Apr-22	344,793,884.69	1,209.260682	-7.89%	-6.04%	-6.33%	-2.24%	3.07%
17-Apr-22	344,510,918.14	1,206.724604	-10.27%	-6.26%	-7.18%	-2.76%	2.89%
16-Apr-22	344,458,302.27	1,206.540305	-10.55%	-7.22%	-6.77%	-2.78%	2.88%
15-Apr-22	344,441,225.65	1,206.480490	-9.28%	-6.46%	-6.77%	-2.85%	2.89%
14-Apr-22	344,387,811.31	1,206.293395	-10.40%	-8.15%	-6.80%	-2.87%	2.90%

Este Documento contiene datos e informaciones clasificados como “Publica”, que en virtud de la ley es catalogada como no confidencial y, en consecuencia, puede divulgarse sin restricciones.

Fecha	Patrimonio neto del Fondo	Valor Cuota	Rentabilidad				
			30 días	60 días	90 días	180 días	365 días
13-Apr-22	344,390,631.10	1,206.303272	-10.79%	-8.08%	-6.48%	-2.85%	2.96%
12-Apr-22	345,736,279.54	1,206.367830	-9.21%	-7.98%	-6.73%	-2.81%	3.03%
11-Apr-22	347,181,956.64	1,210.355837	-5.10%	-6.13%	-5.66%	-2.08%	3.41%
10-Apr-22	366,428,740.90	1,210.960000	-4.31%	-6.31%	-5.43%	-1.92%	3.47%
9-Apr-22	366,373,315.29	1,210.774259	-6.23%	-5.97%	-5.45%	-1.90%	3.46%
8-Apr-22	366,317,835.44	1,210.590912	-7.04%	-6.90%	-5.47%	-1.88%	3.45%
7-Apr-22	379,209,527.03	1,220.287936	1.71%	-3.27%	-2.23%	-0.25%	4.28%
6-Apr-22	381,701,160.17	1,218.750424	0.34%	-3.96%	-2.15%	-0.49%	4.21%
5-Apr-22	399,795,355.38	1,218.793181	-0.76%	-3.86%	-1.87%	-0.43%	4.28%
4-Apr-22	411,445,269.43	1,223.897874	4.48%	-2.42%	-1.39%	0.41%	4.62%
3-Apr-22	412,156,128.42	1,223.648068	4.38%	-1.96%	-1.21%	0.43%	4.59%
2-Apr-22	412,099,866.12	1,223.481031	3.37%	-2.06%	-1.79%	0.42%	4.59%
1-Apr-22	412,041,326.16	1,223.307233	2.96%	-2.47%	-1.80%	0.45%	4.58%
31-Mar-22	412,596,313.42	1,224.155951	3.85%	-1.19%	-1.48%	0.61%	4.67%
30-Mar-22	416,187,733.06	1,222.500213	2.56%	-1.95%	-1.39%	0.35%	4.51%
29-Mar-22	416,379,067.27	1,219.358655	3.73%	-3.44%	-2.90%	-0.22%	4.28%
28-Mar-22	415,956,645.56	1,216.574329	1.08%	-5.67%	-3.51%	-0.63%	4.08%
27-Mar-22	433,015,342.64	1,215.937759	0.58%	-6.18%	-3.71%	-0.69%	4.04%
26-Mar-22	432,957,408.40	1,215.775076	0.39%	-6.57%	-3.03%	-0.81%	4.03%
25-Mar-22	432,899,472.52	1,215.612388	-0.84%	-6.47%	-3.05%	-0.80%	4.03%
24-Mar-22	438,353,921.97	1,216.058729	-6.60%	-6.19%	-2.86%	-0.71%	4.09%
23-Mar-22	437,671,444.26	1,213.887960	-7.29%	-7.21%	-3.54%	-1.06%	3.93%
22-Mar-22	439,068,410.01	1,217.114596	-3.78%	-5.55%	-2.73%	-0.51%	4.22%
21-Mar-22	446,380,314.96	1,217.112344	-3.64%	-5.49%	-2.68%	-0.45%	4.23%
20-Mar-22	447,448,856.12	1,217.317531	-3.30%	-5.81%	-2.52%	-0.36%	4.31%
19-Mar-22	447,389,660.02	1,217.156484	-4.22%	-5.58%	-2.62%	-0.48%	4.30%
18-Mar-22	447,330,462.24	1,216.995432	-2.27%	-5.68%	-2.64%	-0.47%	4.30%
17-Mar-22	460,810,520.22	1,217.096883	-3.91%	-4.93%	-2.57%	-0.44%	4.33%
16-Mar-22	465,113,476.68	1,215.751895	-3.66%	-5.56%	-3.08%	-0.65%	4.25%
15-Mar-22	467,267,656.87	1,216.690067	-5.96%	-5.04%	-2.71%	-0.58%	4.37%
14-Mar-22	467,677,839.54	1,217.094736	-5.42%	-4.36%	-2.25%	-0.40%	4.46%
13-Mar-22	470,665,798.06	1,215.571980	-6.80%	-5.52%	-2.98%	-0.86%	4.35%
12-Mar-22	470,620,220.94	1,215.454270	-7.18%	-5.96%	-3.02%	-0.94%	4.35%
11-Mar-22	470,545,453.50	1,215.261171	-8.34%	-6.01%	-3.05%	-0.93%	4.35%
10-Mar-22	490,210,269.76	1,217.002385	-5.75%	-5.09%	-2.43%	-0.63%	4.51%
9-Mar-22	500,583,937.84	1,217.639155	-6.80%	-4.71%	-1.93%	-0.51%	4.60%
8-Mar-22	521,810,341.27	1,218.577672	-8.23%	-4.19%	-1.36%	-0.39%	4.69%
7-Mar-22	522,691,253.47	1,218.410428	-8.25%	-3.40%	-2.87%	-0.37%	4.71%
6-Mar-22	534,211,089.38	1,219.553286	-6.97%	-2.43%	-2.07%	0.06%	4.80%
5-Mar-22	534,145,537.08	1,219.403637	-9.30%	-4.31%	-1.93%	-0.05%	4.79%
4-Mar-22	534,079,967.15	1,219.253947	-8.28%	-3.99%	-1.94%	0.22%	4.79%
3-Mar-22	536,906,945.56	1,220.105051	-7.47%	-4.35%	-1.62%	0.37%	4.87%
2-Mar-22	539,164,139.08	1,220.341035	-7.88%	-4.17%	-1.72%	0.43%	4.99%
1-Mar-22	543,830,699.78	1,220.295040	-6.21%	-4.13%	-2.20%	0.43%	5.00%
28-Feb-22	544,725,425.97	1,219.935588	-6.44%	-3.36%	-2.07%	0.51%	5.01%
27-Feb-22	586,758,481.68	1,215.634697	-10.58%	-6.19%	-3.49%	0.26%	4.64%
26-Feb-22	586,691,400.82	1,215.495720	-12.41%	-5.79%	-3.40%	0.25%	4.64%
25-Feb-22	586,624,320.36	1,215.356744	-12.93%	-5.85%	-3.42%	0.18%	4.64%
24-Feb-22	596,537,574.05	1,215.387494	-13.53%	-4.74%	-3.38%	0.19%	4.65%
23-Feb-22	597,878,429.10	1,216.448402	-12.12%	-4.16%	-2.98%	0.38%	4.74%
22-Feb-22	604,200,000.40	1,222.686680	-5.82%	-1.00%	-1.07%	1.52%	5.25%

Este Documento contiene datos e informaciones clasificados como “Publica”, que en virtud de la ley es catalogada como no confidencial y, en consecuencia, puede divulgarse sin restricciones.

Fecha	Patrimonio neto del Fondo	Valor Cuota	Rentabilidad				
			30 días	60 días	90 días	180 días	365 días
21-Feb-22	610,502,307.91	1,221.206836	-7.17%	-1.68%	-1.65%	1.41%	5.10%
20-Feb-22	613,285,246.96	1,220.902848	-7.35%	-2.22%	-1.26%	1.44%	5.03%
19-Feb-22	613,217,114.54	1,220.767212	-7.37%	-2.21%	-1.48%	1.59%	5.03%
18-Feb-22	613,148,872.42	1,220.631359	-8.35%	-2.13%	-1.48%	1.54%	5.03%
17-Feb-22	612,857,418.73	1,221.397028	-6.96%	-1.83%	-1.19%	1.68%	5.16%
16-Feb-22	629,841,596.48	1,219.271761	-9.11%	-2.83%	-2.08%	1.34%	4.99%
15-Feb-22	645,569,056.63	1,221.023370	-5.96%	-1.90%	-1.40%	1.89%	5.15%
14-Feb-22	645,699,855.08	1,219.421025	-7.48%	-2.80%	-1.86%	1.42%	5.08%
13-Feb-22	650,733,125.27	1,222.680330	-4.14%	-1.09%	-0.34%	2.11%	5.35%
12-Feb-22	650,658,606.77	1,222.540315	-3.32%	-0.68%	-1.21%	2.11%	5.35%
11-Feb-22	650,584,086.26	1,222.400296	-4.27%	-1.07%	-1.22%	2.08%	5.35%
10-Feb-22	654,207,734.81	1,222.671427	-4.76%	-0.95%	-1.09%	2.14%	5.47%
9-Feb-22	661,003,286.95	1,223.645593	-3.70%	-0.41%	-0.81%	2.31%	5.55%
8-Feb-22	674,344,804.25	1,222.780045	-4.45%	-0.78%	-1.20%	2.41%	5.48%
7-Feb-22	677,242,991.15	1,224.487475	-2.64%	0.50%	-0.88%	2.40%	5.72%
6-Feb-22	678,713,590.60	1,226.877687	-0.15%	2.10%	-0.05%	2.88%	5.91%
5-Feb-22	678,631,980.69	1,226.730165	1.46%	-0.19%	-0.21%	2.74%	5.91%
4-Feb-22	678,550,368.46	1,226.582639	2.12%	0.39%	-0.21%	2.78%	5.91%
3-Feb-22	696,591,899.63	1,228.795517	0.69%	1.77%	0.56%	3.16%	6.16%
2-Feb-22	764,929,836.98	1,227.604412	0.30%	1.24%	0.34%	2.98%	6.11%
1-Feb-22	765,998,869.99	1,227.646253	-1.23%	1.32%	0.40%	3.10%	6.05%
31-Jan-22	821,934,558.02	1,228.295021	-0.47%	1.37%	0.59%	3.53%	6.14%
30-Jan-22	822,112,593.43	1,226.554989	-2.07%	-0.20%	0.08%	3.44%	6.04%
29-Jan-22	822,027,864.37	1,226.428577	-0.27%	0.11%	0.38%	3.38%	6.04%
28-Jan-22	821,943,572.91	1,226.302818	-1.81%	0.06%	0.37%	3.49%	6.04%
27-Jan-22	823,086,119.52	1,228.026506	0.83%	1.11%	0.97%	3.79%	6.31%
26-Jan-22	829,830,181.26	1,228.414779	1.25%	1.35%	1.23%	3.88%	6.39%
25-Jan-22	829,771,307.76	1,229.056839	4.09%	1.72%	1.79%	4.05%	6.49%
24-Jan-22	829,379,881.68	1,228.688797	3.85%	1.61%	1.65%	4.22%	6.45%
23-Jan-22	829,298,091.92	1,228.567629	3.84%	1.32%	1.65%	4.45%	6.45%
22-Jan-22	829,216,298.82	1,228.446456	3.84%	1.12%	1.80%	4.46%	6.45%
21-Jan-22	829,134,502.38	1,228.325278	2.93%	1.79%	1.80%	4.54%	6.46%
20-Jan-22	829,052,701.62	1,228.204094	2.97%	1.48%	1.79%	4.54%	6.42%
19-Jan-22	838,655,829.45	1,229.061781	4.12%	1.96%	1.72%	4.70%	6.51%
18-Jan-22	838,115,349.94	1,228.421918	3.32%	1.70%	1.87%	4.70%	6.44%
17-Jan-22	838,923,855.79	1,228.472896	3.48%	1.45%	1.69%	4.88%	6.53%
16-Jan-22	837,607,794.92	1,227.031108	2.16%	0.89%	1.23%	4.64%	6.37%
15-Jan-22	837,565,323.92	1,226.968892	1.90%	0.95%	1.08%	4.63%	6.38%
14-Jan-22	837,485,840.38	1,226.852454	1.95%	1.56%	1.08%	4.79%	6.37%
13-Jan-22	836,418,506.81	1,225.887086	1.98%	-0.15%	0.79%	4.64%	6.31%
12-Jan-22	837,582,484.74	1,226.710057	2.14%	0.31%	1.12%	4.80%	6.39%
11-Jan-22	838,083,221.84	1,227.472739	2.87%	0.75%	1.52%	4.96%	6.36%
10-Jan-22	843,535,085.19	1,227.380157	2.90%	0.63%	1.60%	4.93%	6.39%
9-Jan-22	843,455,274.29	1,227.264028	2.90%	0.42%	1.67%	4.92%	6.38%
8-Jan-22	843,375,460.11	1,227.147895	3.65%	0.00%	1.74%	4.93%	6.39%
7-Jan-22	843,295,642.61	1,227.031757	4.34%	0.00%	1.74%	5.20%	6.39%
6-Jan-22	846,602,920.98	1,225.258827	-1.83%	-1.05%	1.18%	4.92%	6.27%
5-Jan-22	851,423,948.06	1,224.450892	-1.33%	-1.38%	1.02%	4.80%	6.26%
4-Jan-22	853,960,903.77	1,228.099342	2.84%	0.49%	2.22%	5.47%	6.59%
3-Jan-22	855,081,690.60	1,227.305302	2.18%	0.36%	2.08%	5.35%	6.52%
2-Jan-22	855,084,602.43	1,228.890027	3.87%	1.22%	2.64%	5.64%	6.67%

Este Documento contiene datos e informaciones clasificados como “Publica”, que en virtud de la ley es catalogada como no confidencial y, en consecuencia, puede divulgarse sin restricciones.

Fecha	Patrimonio neto del Fondo	Valor Cuota	Rentabilidad				
			30 días	60 días	90 días	180 días	365 días
1-Jan-22	854,999,038.15	1,228.767058	3.22%	1.12%	2.72%	5.72%	6.67%
31-Dec-21	854,913,470.43	1,228.644084	1.68%	1.16%	2.71%	5.87%	6.68%
30-Dec-21	853,562,917.56	1,226.703129	0.50%	0.70%	2.09%	5.56%	6.52%
29-Dec-21	854,132,847.05	1,228.130742	1.94%	1.46%	2.47%	5.82%	6.71%
28-Dec-21	852,375,508.39	1,227.184644	1.39%	1.04%	2.27%	5.66%	6.54%
27-Dec-21	853,439,176.54	1,227.157411	1.46%	1.22%	2.34%	5.91%	6.55%
26-Dec-21	851,617,172.66	1,224.936138	-0.65%	0.63%	1.43%	5.46%	6.35%
25-Dec-21	851,534,359.26	1,224.817022	-0.62%	0.55%	1.46%	5.43%	6.36%
24-Dec-21	851,451,542.81	1,224.697902	-1.20%	0.55%	1.45%	5.53%	6.36%
23-Dec-21	851,371,613.30	1,224.582934	-1.59%	0.78%	1.44%	5.53%	6.37%
22-Dec-21	862,099,978.44	1,225.376891	0.65%	1.23%	1.73%	5.68%	6.44%
21-Dec-21	862,047,980.73	1,225.210092	-0.01%	1.19%	1.80%	5.71%	6.41%
20-Dec-21	862,328,795.14	1,224.916020	-0.20%	0.52%	1.81%	5.66%	6.38%
19-Dec-21	882,405,658.54	1,225.083604	0.08%	1.14%	1.67%	5.79%	6.46%
18-Dec-21	882,324,555.33	1,224.971005	-0.57%	0.79%	1.72%	5.77%	6.47%
17-Dec-21	882,243,450.35	1,224.858403	-0.38%	0.76%	1.71%	5.90%	6.48%
16-Dec-21	881,526,560.06	1,225.053113	0.01%	0.67%	1.80%	5.95%	6.60%
15-Dec-21	880,378,756.54	1,224.885037	1.16%	0.65%	1.56%	5.94%	6.61%
14-Dec-21	879,393,797.66	1,223.899733	-2.27%	0.20%	1.46%	5.80%	6.55%
13-Dec-21	880,024,263.67	1,224.558532	-1.51%	0.61%	1.26%	6.03%	6.53%
12-Dec-21	880,008,902.41	1,224.583773	-1.37%	0.84%	1.16%	6.07%	6.52%
11-Dec-21	879,923,916.69	1,224.465510	-1.63%	0.95%	1.20%	6.16%	6.52%
10-Dec-21	879,838,928.46	1,224.347244	-2.05%	1.05%	1.18%	6.13%	6.53%
9-Dec-21	879,096,069.66	1,223.475028	-3.64%	0.79%	0.92%	6.00%	6.52%
8-Dec-21	879,861,891.60	1,222.665506	-4.32%	0.43%	0.57%	5.88%	6.46%
7-Dec-21	882,950,305.03	1,227.104229	-0.26%	2.69%	2.14%	6.62%	6.89%
6-Dec-21	880,898,822.99	1,225.795653	-1.42%	2.20%	2.20%	6.46%	6.88%
5-Dec-21	880,927,310.39	1,225.234834	-1.86%	1.90%	1.85%	6.46%	6.88%
4-Dec-21	880,840,865.20	1,225.114602	-1.46%	2.03%	2.39%	6.50%	6.88%
3-Dec-21	880,754,417.54	1,224.994366	-1.42%	2.02%	2.38%	6.53%	6.89%
2-Dec-21	881,124,193.78	1,225.526927	-0.98%	2.46%	2.58%	6.64%	6.96%
1-Dec-21	882,960,915.41	1,226.953610	0.63%	3.22%	3.07%	6.90%	7.12%
30-Nov-21	880,325,432.26	1,226.203518	0.91%	2.89%	3.12%	6.88%	7.05%
29-Nov-21	880,290,387.22	1,226.176990	0.99%	2.73%	4.04%	6.89%	7.09%
28-Nov-21	879,894,889.67	1,225.782049	0.69%	2.70%	3.93%	7.07%	7.03%
27-Nov-21	879,825,948.46	1,225.686007	0.98%	2.78%	3.81%	7.06%	7.03%
26-Nov-21	879,757,023.93	1,225.589989	1.92%	2.47%	3.80%	7.10%	7.04%
25-Nov-21	881,437,726.73	1,225.445299	1.73%	2.50%	3.77%	7.09%	7.11%
24-Nov-21	871,636,029.57	1,225.907925	2.31%	2.77%	4.13%	7.19%	7.16%
23-Nov-21	873,243,278.96	1,226.187140	3.16%	2.95%	4.49%	7.26%	7.22%
22-Nov-21	900,432,383.95	1,224.721567	1.80%	2.26%	4.16%	7.16%	7.03%
21-Nov-21	900,812,640.93	1,225.225089	2.40%	2.71%	4.67%	7.65%	7.06%
20-Nov-21	900,729,970.08	1,225.112645	1.23%	2.81%	4.59%	7.62%	7.07%
19-Nov-21	900,647,306.63	1,225.000212	2.20%	2.47%	4.57%	7.60%	7.08%
18-Nov-21	901,032,757.85	1,225.547610	2.16%	2.86%	4.78%	7.69%	7.04%
17-Nov-21	900,628,635.11	1,225.242625	1.91%	2.75%	5.19%	7.68%	7.07%
16-Nov-21	885,488,569.25	1,225.046048	1.33%	2.70%	4.72%	7.66%	7.21%
15-Nov-21	887,931,961.18	1,223.718024	0.14%	1.76%	4.56%	7.55%	7.08%
14-Nov-21	889,663,651.12	1,226.190000	2.67%	3.33%	5.43%	8.12%	7.33%
13-Nov-21	889,580,173.75	1,226.080000	2.74%	2.65%	5.39%	8.11%	7.34%
12-Nov-21	889,496,694.41	1,225.962073	3.05%	2.42%	5.38%	8.16%	7.34%

Este Documento contiene datos e informaciones clasificados como “Publica”, que en virtud de la ley es catalogada como no confidencial y, en consecuencia, puede divulgarse sin restricciones.

Fecha	Patrimonio neto del Fondo	Valor Cuota	Rentabilidad				
			30 días	60 días	90 días	180 días	365 días
11-Nov-21	888,683,425.66	1,226.106097	3.54%	2.61%	5.45%	8.19%	7.40%
10-Nov-21	880,802,620.45	1,226.412692	4.16%	2.80%	6.04%	8.27%	7.41%
9-Nov-21	881,310,716.43	1,227.151224	5.23%	3.21%	5.70%	8.42%	7.60%
8-Nov-21	871,005,287.35	1,227.023406	5.20%	3.02%	5.81%	8.45%	7.46%
7-Nov-21	870,920,567.36	1,227.370000	5.65%	3.35%	5.69%	8.57%	7.51%
6-Nov-21	870,821,343.74	1,227.230000	5.83%	4.02%	5.78%	8.58%	7.51%
5-Nov-21	870,735,918.32	1,227.107181	5.67%	3.70%	5.76%	8.61%	7.52%
4-Nov-21	868,832,960.93	1,226.582917	5.52%	4.31%	5.61%	8.54%	7.46%
3-Nov-21	868,748,033.06	1,226.426043	5.47%	4.28%	5.80%	8.54%	7.52%
2-Nov-21	868,808,680.63	1,226.515896	5.90%	4.37%	6.47%	8.58%	7.59%
1-Nov-21	867,564,051.11	1,226.314055	5.79%	4.29%	6.81%	8.64%	7.69%
31-Oct-21	864,060,540.65	1,225.284959	4.86%	4.21%	6.38%	8.50%	7.70%
30-Oct-21	863,990,065.60	1,225.185022	4.48%	5.56%	6.61%	8.51%	7.70%
29-Oct-21	863,919,917.90	1,225.085548	4.70%	5.54%	6.60%	8.57%	7.71%
28-Oct-21	862,256,279.56	1,224.702132	4.58%	5.22%	6.50%	8.53%	7.72%
27-Oct-21	861,436,372.61	1,223.661751	3.02%	4.73%	6.29%	8.37%	7.66%
26-Oct-21	861,261,051.34	1,223.709179	3.28%	4.79%	6.76%	8.37%	7.60%
25-Oct-21	859,082,664.73	1,223.585452	3.23%	5.02%	7.21%	8.42%	7.67%
24-Oct-21	850,573,617.61	1,223.012967	2.74%	5.14%	7.09%	8.30%	7.71%
23-Oct-21	850,503,671.39	1,222.912393	2.72%	5.34%	7.25%	8.32%	7.72%
22-Oct-21	850,433,723.18	1,222.811817	3.01%	5.80%	7.25%	8.26%	7.73%
21-Oct-21	850,615,343.97	1,223.870881	4.39%	6.26%	7.65%	8.46%	7.83%
20-Oct-21	847,908,136.08	1,222.792181	2.73%	5.75%	7.50%	8.29%	7.81%
19-Oct-21	848,696,257.13	1,223.378915	3.56%	6.08%	8.05%	8.46%	7.92%
18-Oct-21	848,091,661.14	1,223.324973	3.60%	6.82%	8.02%	8.53%	7.92%
17-Oct-21	848,217,844.14	1,223.707246	4.06%	6.40%	8.16%	8.72%	7.99%
16-Oct-21	848,130,640.07	1,223.581438	3.38%	6.77%	8.47%	8.71%	7.99%
15-Oct-21	848,077,638.69	1,223.504974	3.98%	6.80%	8.48%	8.76%	8.00%
14-Oct-21	842,924,134.57	1,223.324283	2.56%	6.71%	8.45%	8.75%	8.03%
13-Oct-21	833,504,002.01	1,222.896956	1.79%	6.52%	8.36%	8.69%	8.04%
12-Oct-21	833,276,667.72	1,222.548656	1.68%	6.38%	8.23%	8.69%	8.02%
11-Oct-21	843,055,779.53	1,222.236724	1.45%	6.96%	8.14%	8.76%	8.04%
10-Oct-21	835,952,670.44	1,221.897408	1.18%	5.91%	8.08%	8.84%	8.08%
9-Oct-21	835,886,330.46	1,221.800440	0.84%	6.08%	8.62%	8.90%	8.09%
8-Oct-21	835,817,272.11	1,221.699499	1.04%	5.69%	8.62%	8.89%	8.10%
7-Oct-21	837,870,667.60	1,221.378311	2.20%	5.73%	8.55%	8.86%	8.16%
6-Oct-21	827,080,319.70	1,221.412854	1.72%	5.78%	8.67%	8.88%	8.17%
5-Oct-21	826,819,677.34	1,221.044231	3.09%	5.63%	8.57%	8.82%	8.18%
4-Oct-21	846,436,099.92	1,220.938277	3.08%	5.93%	8.59%	8.92%	8.23%
3-Oct-21	836,561,277.37	1,220.595607	2.82%	6.72%	8.67%	8.98%	8.21%
2-Oct-21	836,496,759.28	1,220.501471	2.77%	7.28%	8.98%	8.78%	8.22%
1-Oct-21	836,432,239.35	1,220.407333	3.55%	7.10%	8.98%	8.75%	8.23%
30-Sep-21	835,050,662.88	1,220.694370	6.62%	7.64%	9.12%	8.82%	8.26%
29-Sep-21	835,289,422.70	1,220.368096	6.35%	7.51%	9.01%	8.78%	8.27%
28-Sep-21	808,713,412.50	1,220.110092	5.83%	7.44%	9.43%	8.76%	8.26%
27-Sep-21	808,896,044.50	1,220.635231	6.42%	7.91%	9.46%	8.81%	8.32%
26-Sep-21	807,995,175.97	1,220.421587	6.28%	8.48%	9.36%	8.86%	8.33%
25-Sep-21	807,941,979.06	1,220.341237	6.80%	9.18%	9.58%	8.93%	8.34%
24-Sep-21	807,888,780.63	1,220.260884	7.51%	9.24%	9.59%	8.93%	8.35%
23-Sep-21	807,835,580.95	1,220.180530	7.93%	9.49%	9.60%	8.94%	8.30%
22-Sep-21	806,669,601.66	1,219.797127	8.57%	9.35%	9.58%	8.90%	8.28%

Este Documento contiene datos e informaciones clasificados como “Publica”, que en virtud de la ley es catalogada como no confidencial y, en consecuencia, puede divulgarse sin restricciones.

Fecha	Patrimonio neto del Fondo	Valor Cuota	Rentabilidad				
			30 días	60 días	90 días	180 días	365 días
21-Sep-21	806,103,776.68	1,219.472140	8.10%	9.25%	9.47%	8.88%	8.38%
20-Sep-21	772,124,418.16	1,220.049898	8.75%	9.85%	9.86%	9.03%	8.43%
19-Sep-21	761,168,225.80	1,219.805172	8.57%	10.26%	9.77%	9.02%	8.45%
18-Sep-21	761,115,049.78	1,219.719955	10.01%	10.21%	10.05%	9.04%	8.46%
17-Sep-21	761,061,872.50	1,219.634737	8.71%	10.18%	10.06%	9.13%	8.47%
16-Sep-21	760,345,049.10	1,220.194166	10.14%	10.98%	10.28%	9.25%	8.58%
15-Sep-21	760,010,399.69	1,219.512572	9.59%	10.69%	10.10%	9.16%	8.54%
14-Sep-21	760,558,841.54	1,220.754004	10.83%	11.37%	10.77%	9.41%	8.66%
13-Sep-21	755,713,298.43	1,221.096339	11.24%	11.63%	10.95%	9.56%	8.70%
12-Sep-21	750,493,343.31	1,220.859292	11.06%	11.49%	11.09%	9.59%	8.71%
11-Sep-21	750,447,236.21	1,220.784287	12.45%	11.48%	11.05%	9.68%	8.72%
10-Sep-21	750,401,127.82	1,220.709281	10.63%	11.52%	11.05%	9.72%	8.73%
9-Sep-21	748,518,018.46	1,220.953281	11.31%	12.50%	11.17%	9.79%	8.79%
8-Sep-21	746,335,871.78	1,220.653100	10.33%	12.40%	11.05%	9.76%	8.83%
7-Sep-21	745,335,427.74	1,219.175400	9.25%	11.71%	10.66%	9.52%	8.70%
6-Sep-21	742,615,119.49	1,219.684043	9.83%	12.13%	11.02%	9.69%	8.82%
5-Sep-21	740,533,050.75	1,217.950358	8.15%	11.28%	10.55%	9.39%	8.66%
4-Sep-21	740,478,070.04	1,217.859931	8.77%	11.32%	10.62%	9.45%	8.67%
3-Sep-21	740,423,087.64	1,217.769502	10.59%	11.56%	10.63%	9.41%	8.67%
2-Sep-21	726,369,634.75	1,217.727541	11.76%	12.05%	10.64%	9.43%	8.62%
1-Sep-21	724,179,129.41	1,216.854080	10.62%	11.66%	10.56%	9.29%	8.70%
31-Aug-21	721,208,651.88	1,214.086848	8.62%	10.31%	9.65%	8.83%	8.46%
30-Aug-21	720,862,276.76	1,214.028841	8.63%	10.28%	10.12%	9.02%	8.57%
29-Aug-21	709,689,962.91	1,214.289626	9.00%	11.18%	10.22%	9.09%	8.53%
28-Aug-21	709,651,621.20	1,214.224023	9.35%	10.92%	10.31%	9.16%	8.54%
27-Aug-21	709,611,928.36	1,214.156108	10.62%	10.84%	10.32%	9.15%	8.56%
26-Aug-21	709,155,337.33	1,213.561184	11.49%	10.91%	10.16%	9.07%	8.52%
25-Aug-21	703,296,584.85	1,212.770107	10.90%	10.56%	9.92%	8.95%	8.53%
24-Aug-21	699,739,287.69	1,212.277515	10.98%	10.36%	10.06%	8.89%	8.25%
23-Aug-21	697,550,881.10	1,211.267927	10.07%	10.02%	10.50%	8.71%	8.26%
22-Aug-21	696,184,678.57	1,211.402631	10.32%	10.09%	10.54%	8.69%	8.32%
21-Aug-21	696,147,930.91	1,211.338688	10.88%	10.34%	10.50%	8.62%	8.34%
20-Aug-21	696,111,182.07	1,211.274743	11.86%	10.31%	10.48%	8.52%	8.36%
19-Aug-21	693,697,941.10	1,209.768429	10.32%	9.99%	10.04%	8.28%	8.23%
18-Aug-21	694,126,612.47	1,210.961150	11.56%	10.65%	10.47%	8.51%	8.44%
17-Aug-21	675,617,018.99	1,210.112217	11.73%	10.27%	10.43%	8.49%	8.37%
16-Aug-21	669,900,444.92	1,209.977710	11.70%	10.28%	10.67%	8.50%	8.53%
15-Aug-21	669,904,115.25	1,209.984339	11.82%	10.64%	10.69%	8.51%	8.55%
14-Aug-21	669,869,849.62	1,209.922449	11.91%	10.71%	10.81%	8.65%	8.57%
13-Aug-21	669,834,749.15	1,209.859050	11.82%	11.00%	10.80%	8.61%	8.58%
12-Aug-21	666,756,230.96	1,208.418809	10.40%	10.24%	10.34%	8.38%	8.50%
11-Aug-21	667,681,533.42	1,210.141187	12.32%	11.17%	10.98%	8.71%	8.49%
10-Aug-21	665,820,132.67	1,209.703175	13.56%	11.00%	10.93%	8.82%	8.69%
9-Aug-21	662,091,169.40	1,210.378272	14.36%	11.31%	11.28%	8.92%	8.80%
8-Aug-21	661,090,785.01	1,209.979849	14.06%	11.29%	11.21%	8.87%	8.86%
7-Aug-21	661,054,065.83	1,209.912642	14.32%	11.52%	11.30%	9.05%	8.87%
6-Aug-21	661,017,345.59	1,209.845434	14.31%	11.67%	11.32%	9.01%	8.89%
5-Aug-21	660,119,078.18	1,209.147788	13.77%	11.47%	11.12%	8.91%	8.86%
4-Aug-21	658,186,138.24	1,207.258650	12.42%	10.55%	10.51%	8.61%	8.83%
3-Aug-21	653,399,818.62	1,206.073925	12.23%	9.99%	10.30%	8.51%	8.83%
2-Aug-21	648,727,997.29	1,206.320215	12.60%	10.44%	10.46%	8.66%	8.87%

Este Documento contiene datos e informaciones clasificados como “Publica”, que en virtud de la ley es catalogada como no confidencial y, en consecuencia, puede divulgarse sin restricciones.

Fecha	Patrimonio neto del Fondo	Valor Cuota	Rentabilidad				
			30 días	60 días	90 días	180 días	365 días
1-Aug-21	647,770,775.06	1,205.548192	11.93%	10.09%	10.24%	8.39%	8.82%
31-Jul-21	647,733,680.06	1,205.479156	11.85%	10.80%	10.38%	8.45%	8.83%
30-Jul-21	647,677,751.92	1,205.375070	13.26%	10.75%	10.39%	8.54%	8.85%
29-Jul-21	635,784,874.00	1,204.964562	12.39%	10.70%	10.29%	8.49%	9.02%
28-Jul-21	633,752,957.34	1,203.646472	10.96%	10.08%	9.81%	8.28%	8.72%
27-Jul-21	633,600,499.30	1,202.207483	10.23%	9.41%	9.45%	8.26%	8.71%
26-Jul-21	633,146,361.82	1,201.998392	10.13%	9.34%	9.35%	8.33%	8.93%
25-Jul-21	631,711,496.68	1,201.431483	9.66%	9.51%	9.22%	8.31%	8.71%
24-Jul-21	631,654,985.05	1,201.324005	9.89%	10.63%	9.10%	8.27%	8.71%
23-Jul-21	631,598,472.10	1,201.216525	9.78%	10.56%	9.10%	8.28%	8.72%
22-Jul-21	631,596,595.66	1,200.602828	9.71%	10.22%	8.93%	8.19%	8.61%
21-Jul-21	631,319,006.39	1,199.578663	8.66%	9.70%	8.70%	8.04%	8.50%
20-Jul-21	630,843,228.46	1,199.588572	9.58%	9.82%	8.85%	8.00%	8.58%
19-Jul-21	629,616,293.12	1,199.563695	9.66%	9.84%	9.10%	8.02%	8.61%
18-Jul-21	629,098,795.37	1,198.553878	8.73%	9.69%	8.76%	7.82%	8.34%
17-Jul-21	629,044,559.84	1,198.450549	8.77%	10.06%	8.86%	7.95%	8.35%
16-Jul-21	628,990,322.77	1,198.347217	9.38%	10.02%	8.86%	7.88%	8.35%
15-Jul-21	625,362,502.80	1,198.193235	9.42%	10.15%	8.84%	7.88%	8.38%
14-Jul-21	622,850,782.32	1,198.222630	10.09%	10.19%	8.97%	7.88%	8.37%
13-Jul-21	622,768,231.83	1,198.179243	10.00%	10.22%	9.19%	7.92%	8.44%
12-Jul-21	622,664,898.71	1,198.014914	9.93%	10.21%	9.41%	7.92%	8.62%
11-Jul-21	621,831,866.67	1,196.370000	8.34%	9.51%	8.99%	7.43%	8.40%
10-Jul-21	621,775,255.19	1,196.260000	8.16%	9.63%	8.97%	7.49%	8.41%
9-Jul-21	621,718,642.04	1,196.154596	8.41%	9.67%	8.97%	7.47%	8.42%
8-Jul-21	621,443,056.79	1,195.834644	8.62%	9.68%	8.89%	7.44%	8.43%
7-Jul-21	621,283,192.64	1,195.777165	8.92%	9.71%	8.87%	7.46%	8.46%
6-Jul-21	621,107,410.08	1,195.619673	9.07%	9.68%	9.06%	7.51%	8.45%
5-Jul-21	619,221,124.14	1,195.057463	8.59%	9.46%	9.10%	7.52%	8.44%
4-Jul-21	618,523,243.35	1,194.068802	7.67%	9.24%	8.39%	7.38%	8.36%
3-Jul-21	618,465,280.36	1,193.960000	8.21%	9.29%	8.34%	7.35%	8.36%
2-Jul-21	618,407,315.84	1,193.845002	8.18%	9.31%	8.34%	7.36%	8.37%
1-Jul-21	613,319,622.94	1,193.847546	9.64%	9.55%	8.37%	7.38%	8.36%
30-Jun-21	612,037,822.11	1,192.380450	8.16%	8.86%	7.90%	7.15%	8.12%
29-Jun-21	611,861,037.97	1,192.816192	8.92%	9.14%	7.98%	7.26%	8.19%
28-Jun-21	611,897,219.63	1,192.900375	9.13%	9.15%	8.18%	7.40%	8.24%
27-Jun-21	611,427,665.17	1,192.179807	8.51%	8.99%	8.09%	7.10%	8.19%
26-Jun-21	611,373,464.03	1,192.074124	8.49%	8.88%	8.09%	7.10%	8.21%
25-Jun-21	611,319,261.24	1,191.968437	9.29%	8.93%	8.09%	7.08%	8.22%
24-Jun-21	610,954,566.32	1,191.637432	11.28%	8.63%	8.02%	7.05%	8.21%
23-Jun-21	610,954,566.32	1,191.637432	11.25%	8.69%	8.10%	7.08%	8.25%
22-Jun-21	609,495,933.15	1,191.097803	10.65%	8.47%	8.01%	7.01%	8.22%
21-Jun-21	609,495,933.15	1,191.097803	10.65%	8.66%	8.08%	7.02%	8.24%
20-Jun-21	605,476,416.21	1,190.220400	9.98%	8.43%	7.83%	6.83%	8.19%
19-Jun-21	605,424,839.21	1,190.119012	9.94%	8.76%	8.01%	6.81%	8.20%
18-Jun-21	605,373,260.48	1,190.017620	10.57%	8.72%	8.02%	6.93%	8.22%
17-Jun-21	605,134,715.25	1,189.874319	11.27%	8.84%	8.01%	6.94%	8.55%
16-Jun-21	604,769,692.34	1,189.180000	10.59%	8.53%	7.84%	6.84%	8.21%
15-Jun-21	604,240,363.75	1,188.992267	10.81%	8.49%	7.95%	7.03%	8.23%
14-Jun-21	604,098,059.40	1,188.368701	10.20%	8.34%	7.87%	6.96%	8.43%
13-Jun-21	580,434,136.50	1,188.411490	10.36%	8.72%	8.08%	7.01%	8.24%
12-Jun-21	580,388,197.10	1,188.317431	10.41%	9.07%	8.17%	6.85%	8.25%

Este Documento contiene datos e informaciones clasificados como “Publica”, que en virtud de la ley es catalogada como no confidencial y, en consecuencia, puede divulgarse sin restricciones.

Fecha	Patrimonio neto del Fondo	Valor Cuota	Rentabilidad				
			30 días	60 días	90 días	180 días	365 días
11-Jun-21	580,342,256.47	1,188.223370	10.61%	9.25%	8.18%	6.80%	8.27%
10-Jun-21	631,561,919.78	1,188.286083	11.03%	9.31%	8.24%	6.84%	8.34%
9-Jun-21	627,607,065.76	1,187.942247	10.86%	9.19%	8.15%	6.81%	8.33%
8-Jun-21	626,024,492.78	1,187.423342	10.66%	8.97%	8.13%	6.86%	8.52%
7-Jun-21	624,681,918.25	1,187.076387	10.42%	8.79%	8.03%	6.82%	8.38%
6-Jun-21	622,022,018.97	1,186.770000	10.22%	8.98%	8.07%	6.86%	8.48%
5-Jun-21	621,974,920.09	1,186.680000	10.27%	9.30%	7.99%	7.04%	8.50%
4-Jun-21	621,927,819.87	1,186.591587	10.75%	8.69%	8.00%	7.11%	8.52%
3-Jun-21	620,487,104.40	1,185.959478	10.31%	8.35%	7.82%	7.03%	8.52%
2-Jun-21	620,439,973.99	1,185.870000	10.37%	8.36%	7.82%	7.05%	8.50%
1-Jun-21	619,539,666.23	1,184.459253	9.39%	7.68%	7.72%	6.85%	8.38%
31-May-21	619,525,999.44	1,184.436948	9.49%	7.72%	7.76%	6.92%	8.62%
30-May-21	618,793,383.80	1,184.131084	9.29%	7.46%	7.81%	6.86%	8.65%
29-May-21	618,733,477.16	1,184.020000	9.11%	7.64%	7.77%	6.91%	8.65%
28-May-21	618,673,568.83	1,183.901805	9.41%	7.83%	7.78%	6.83%	8.66%
27-May-21	618,088,599.37	1,183.815675	9.21%	7.83%	7.79%	6.85%	8.69%
26-May-21	617,615,385.53	1,182.933259	8.50%	7.44%	7.54%	6.72%	8.57%
25-May-21	615,432,395.25	1,180.688668	5.93%	6.34%	6.74%	6.48%	8.25%
24-May-21	615,385,595.15	1,180.715913	6.08%	6.47%	6.66%	6.50%	8.11%
23-May-21	615,398,118.23	1,180.760000	6.24%	6.64%	6.56%	6.58%	7.93%
22-May-21	615,398,118.23	1,180.760000	6.62%	6.73%	6.40%	6.46%	7.94%
21-May-21	615,277,528.80	1,180.533509	6.82%	6.70%	6.36%	6.41%	7.94%
20-May-21	614,602,145.03	1,180.474190	7.52%	6.99%	6.39%	6.43%	8.10%
19-May-21	614,234,597.55	1,179.770156	6.81%	6.69%	6.38%	6.33%	7.89%
18-May-21	612,588,558.91	1,178.953407	6.34%	6.33%	6.17%	6.03%	7.83%
17-May-21	612,541,448.31	1,178.922401	6.42%	6.42%	6.18%	6.12%	7.90%
16-May-21	611,319,534.42	1,178.522811	6.12%	6.46%	6.32%	6.36%	8.03%
15-May-21	611,300,723.85	1,178.486548	6.42%	6.65%	6.26%	6.33%	8.05%
14-May-21	611,244,287.80	1,178.380000	7.02%	6.89%	6.27%	6.38%	8.06%
13-May-21	604,499,791.23	1,178.238473	7.67%	6.99%	6.26%	6.38%	8.07%
12-May-21	604,478,143.61	1,177.949542	7.82%	6.90%	6.53%	6.36%	8.06%
11-May-21	541,338,649.06	1,177.610284	7.53%	6.79%	6.39%	6.40%	8.07%
10-May-21	538,048,785.03	1,177.436713	7.45%	6.74%	6.36%	6.33%	8.00%
9-May-21	539,233,959.63	1,177.107495	7.21%	6.81%	6.61%	6.51%	8.00%
8-May-21	539,182,798.61	1,176.995814	7.09%	6.77%	6.52%	6.25%	8.01%
7-May-21	539,131,636.14	1,176.884130	7.68%	6.94%	6.53%	6.26%	8.02%
6-May-21	538,182,428.15	1,176.749200	8.25%	6.80%	6.53%	6.27%	8.16%
5-May-21	536,393,611.24	1,176.195704	6.58%	6.56%	6.54%	6.20%	7.95%
4-May-21	535,281,346.11	1,175.993001	6.33%	6.51%	6.70%	6.14%	7.85%
3-May-21	532,468,589.52	1,175.852513	6.29%	6.49%	6.38%	6.25%	7.87%
2-May-21	532,017,424.42	1,175.390000	5.92%	6.84%	6.35%	6.29%	7.85%
1-May-21	531,964,339.68	1,175.270000	5.91%	6.84%	6.52%	6.50%	7.85%
30-Apr-21	531,911,253.43	1,175.155839	5.59%	7.02%	6.53%	6.67%	7.86%
29-Apr-21	540,462,905.97	1,175.220366	6.13%	7.05%	6.59%	6.72%	7.94%
28-Apr-21	535,740,200.19	1,174.819407	6.21%	6.91%	6.90%	6.68%	8.14%
27-Apr-21	533,486,117.75	1,174.920533	6.40%	7.02%	7.14%	6.77%	8.19%
26-Apr-21	526,292,075.92	1,174.721802	6.33%	7.01%	7.24%	6.80%	8.11%
25-Apr-21	503,731,743.14	1,174.960000	6.71%	7.11%	7.28%	6.72%	8.18%
24-Apr-21	503,684,763.15	1,174.849052	6.82%	6.91%	7.29%	6.85%	8.20%
23-Apr-21	503,637,781.82	1,174.739467	7.00%	6.69%	7.30%	7.01%	8.21%
22-Apr-21	503,105,882.19	1,174.373225	6.80%	6.26%	7.22%	6.98%	8.54%

Este Documento contiene datos e informaciones clasificados como “Publica”, que en virtud de la ley es catalogada como no confidencial y, en consecuencia, puede divulgarse sin restricciones.

Fecha	Patrimonio neto del Fondo	Valor Cuota	Rentabilidad				
			30 días	60 días	90 días	180 días	365 días
21-Apr-21	501,822,933.49	1,173.956145	6.54%	6.10%	6.98%	6.95%	8.57%
20-Apr-21	501,427,126.82	1,173.227055	6.42%	5.79%	6.78%	6.83%	8.59%
19-Apr-21	501,407,936.11	1,173.205550	6.53%	6.13%	6.73%	6.96%	8.50%
18-Apr-21	501,216,971.97	1,172.838323	6.28%	6.04%	6.90%	7.01%	8.49%
17-Apr-21	501,171,217.88	1,172.731259	6.38%	6.02%	6.76%	7.01%	8.50%
16-Apr-21	501,124,996.22	1,172.623101	6.77%	6.39%	6.77%	7.05%	8.52%
15-Apr-21	500,978,670.81	1,172.299651	6.85%	6.15%	6.65%	7.03%	8.50%
14-Apr-21	474,501,012.60	1,171.616539	6.72%	5.85%	6.50%	6.94%	8.53%
13-Apr-21	423,734,586.93	1,170.860000	6.27%	5.52%	6.28%	6.89%	8.45%
12-Apr-21	423,507,649.94	1,170.423928	5.94%	5.84%	5.74%	6.91%	8.44%
11-Apr-21	423,490,958.60	1,170.367929	6.00%	5.78%	5.88%	6.92%	8.39%
10-Apr-21	423,455,725.17	1,170.270558	6.00%	5.78%	5.85%	6.99%	8.41%
9-Apr-21	423,420,490.14	1,170.173181	6.37%	6.27%	5.86%	7.11%	8.42%
8-Apr-21	423,416,228.77	1,170.175223	6.42%	6.20%	5.92%	7.15%	8.45%
7-Apr-21	423,477,120.93	1,169.506132	6.16%	5.92%	5.83%	7.06%	8.40%
6-Apr-21	419,330,596.69	1,168.818984	5.30%	5.63%	5.81%	7.12%	8.14%
5-Apr-21	423,333,175.71	1,169.873039	6.52%	6.49%	6.24%	7.31%	8.30%
4-Apr-21	408,130,273.56	1,169.905712	6.66%	6.84%	6.23%	7.40%	8.34%
3-Apr-21	408,093,824.28	1,169.801231	6.65%	6.39%	6.25%	7.49%	8.35%
2-Apr-21	408,057,373.85	1,169.696745	7.72%	6.54%	6.26%	7.51%	8.37%
1-Apr-21	408,020,922.38	1,169.592257	7.74%	6.80%	6.28%	7.52%	8.39%
31-Mar-21	406,254,638.59	1,169.784362	8.41%	6.96%	6.40%	7.59%	8.42%
30-Mar-21	396,897,276.43	1,169.327817	7.94%	6.79%	6.48%	7.52%	8.52%
29-Mar-21	398,142,027.06	1,168.849612	7.56%	7.21%	5.98%	7.49%	8.37%
28-Mar-21	397,983,486.93	1,168.768110	7.60%	7.47%	6.00%	7.50%	8.39%
27-Mar-21	397,940,873.38	1,168.642966	7.65%	7.66%	5.94%	7.52%	8.40%
26-Mar-21	397,898,258.62	1,168.517818	7.46%	7.52%	5.95%	7.55%	8.41%
25-Mar-21	394,525,391.38	1,168.298361	6.97%	7.48%	5.93%	7.54%	8.44%
24-Mar-21	390,274,394.92	1,168.018511	6.33%	7.40%	5.89%	7.52%	8.45%
23-Mar-21	390,225,445.01	1,167.841888	5.69%	7.38%	5.85%	7.40%	8.46%
22-Mar-21	388,356,837.19	1,167.680704	5.64%	7.17%	5.73%	7.41%	8.43%
21-Mar-21	387,703,320.63	1,167.071401	5.13%	6.92%	5.50%	7.54%	8.62%
20-Mar-21	387,661,270.73	1,166.944821	5.70%	6.79%	5.73%	7.53%	8.63%
19-Mar-21	387,618,635.80	1,166.816481	5.78%	7.17%	5.74%	7.58%	8.64%
18-Mar-21	383,857,751.44	1,166.614157	5.64%	6.92%	5.73%	7.58%	8.65%
17-Mar-21	383,400,757.30	1,166.136650	5.97%	6.74%	5.98%	7.53%	8.53%
16-Mar-21	383,210,574.75	1,165.738364	5.41%	6.51%	5.94%	7.57%	8.31%
15-Mar-21	380,831,949.73	1,165.185195	4.96%	6.35%	5.82%	7.51%	8.31%
14-Mar-21	380,723,396.08	1,164.852955	4.75%	6.26%	5.42%	7.47%	8.46%
13-Mar-21	380,685,400.80	1,164.736705	5.72%	5.62%	5.32%	7.46%	8.47%
12-Mar-21	380,647,404.62	1,164.620453	5.52%	5.79%	5.34%	7.51%	8.49%
11-Mar-21	371,099,313.18	1,164.527677	5.54%	5.74%	5.36%	7.52%	8.29%
10-Mar-21	370,935,048.07	1,164.074864	6.14%	5.58%	5.47%	7.47%	8.32%
9-Mar-21	370,862,691.84	1,164.036034	5.95%	5.64%	5.51%	7.54%	8.20%
8-Mar-21	370,009,347.16	1,163.616687	5.65%	5.64%	5.53%	7.59%	8.19%
7-Mar-21	365,761,147.32	1,163.746320	5.93%	6.04%	5.97%	7.61%	8.22%
6-Mar-21	365,727,772.70	1,163.640132	6.44%	6.07%	6.10%	7.74%	8.23%
5-Mar-21	365,694,396.93	1,163.533939	6.98%	5.98%	6.13%	7.71%	8.24%
4-Mar-21	353,318,615.37	1,163.438385	6.10%	6.01%	6.16%	7.73%	8.37%
3-Mar-21	352,695,101.23	1,162.322796	5.32%	5.50%	5.87%	7.55%	8.35%
2-Mar-21	352,551,745.94	1,162.196357	5.82%	5.51%	5.96%	7.44%	8.05%

Este Documento contiene datos e informaciones clasificados como “Publica”, que en virtud de la ley es catalogada como no confidencial y, en consecuencia, puede divulgarse sin restricciones.

Fecha	Patrimonio neto del Fondo	Valor Cuota	Rentabilidad				
			30 días	60 días	90 días	180 días	365 días
1-Mar-21	351,738,688.01	1,161.750607	5.48%	5.36%	5.79%	7.67%	8.02%
28-Feb-21	331,693,696.10	1,161.748534	5.61%	5.72%	5.94%	7.68%	8.00%
27-Feb-21	331,659,911.07	1,161.630203	6.81%	5.16%	5.78%	7.87%	8.01%
26-Feb-21	331,626,124.68	1,161.511867	7.29%	5.16%	5.80%	7.74%	8.02%
25-Feb-21	331,396,907.96	1,161.342897	7.62%	5.05%	5.80%	7.74%	8.20%
24-Feb-21	331,391,068.81	1,161.392069	7.53%	5.16%	6.13%	7.78%	8.23%
23-Feb-21	330,612,940.58	1,161.644599	7.94%	5.39%	6.24%	7.86%	8.24%
22-Feb-21	327,552,574.29	1,161.970323	8.43%	5.65%	6.50%	8.08%	8.32%
21-Feb-21	327,626,378.05	1,162.409576	9.03%	5.90%	6.42%	7.70%	8.39%
20-Feb-21	327,593,327.12	1,162.292312	8.65%	5.74%	6.35%	7.87%	8.40%
19-Feb-21	327,560,275.36	1,162.175045	8.68%	5.67%	6.37%	7.95%	8.41%
18-Feb-21	320,836,854.61	1,161.504083	7.85%	5.72%	6.19%	7.88%	8.39%
17-Feb-21	318,278,891.15	1,161.299890	8.52%	5.70%	5.80%	7.89%	8.39%
16-Feb-21	318,180,709.88	1,161.235337	8.16%	5.75%	5.98%	7.88%	8.36%
15-Feb-21	317,950,454.85	1,160.442318	7.47%	5.96%	6.31%	7.94%	8.25%
14-Feb-21	316,580,404.15	1,160.575940	7.58%	6.17%	6.31%	7.98%	8.29%
13-Feb-21	316,546,264.77	1,160.450786	7.71%	6.22%	6.39%	8.28%	8.30%
12-Feb-21	316,512,125.11	1,160.325631	7.73%	5.73%	6.41%	8.30%	8.31%
11-Feb-21	315,220,542.16	1,159.288351	5.49%	5.10%	6.10%	8.16%	8.14%
10-Feb-21	302,623,048.94	1,159.356470	6.02%	5.22%	6.31%	8.21%	8.16%
9-Feb-21	302,445,683.15	1,159.248881	5.92%	5.25%	6.21%	8.28%	8.17%
8-Feb-21	289,242,299.03	1,158.233220	5.00%	5.11%	6.32%	7.78%	8.15%
7-Feb-21	289,279,013.84	1,158.375591	5.31%	5.26%	5.88%	8.27%	8.13%
6-Feb-21	289,244,405.09	1,158.237005	5.60%	5.45%	5.89%	8.35%	8.13%
5-Feb-21	289,209,470.23	1,158.097114	6.11%	5.96%	5.91%	8.49%	8.14%
4-Feb-21	286,684,027.43	1,157.517425	5.67%	5.90%	5.77%	8.43%	8.13%
3-Feb-21	286,529,516.63	1,156.893571	4.95%	5.67%	5.48%	8.36%	8.15%
2-Feb-21	283,204,385.31	1,157.636544	5.89%	6.16%	6.02%	8.57%	8.22%
1-Feb-21	283,161,276.17	1,157.261738	5.66%	6.11%	6.14%	8.77%	8.24%
31-Jan-21	283,002,484.85	1,156.665871	5.18%	6.00%	6.37%	8.87%	8.26%
30-Jan-21	282,972,745.71	1,156.544323	5.22%	5.92%	6.71%	8.87%	8.26%
29-Jan-21	282,941,252.31	1,156.415606	5.80%	6.07%	6.73%	8.89%	8.27%
28-Jan-21	283,626,576.58	1,155.160584	3.48%	5.23%	6.35%	8.70%	8.18%
27-Jan-21	283,478,572.92	1,154.594021	3.01%	5.02%	6.29%	8.64%	8.18%
26-Jan-21	283,353,597.52	1,154.111059	2.46%	4.86%	6.24%	8.95%	8.19%
25-Jan-21	258,380,492.67	1,154.249075	2.78%	5.39%	6.05%	8.63%	8.22%
24-Jan-21	258,350,161.76	1,154.113579	2.81%	5.36%	6.31%	8.84%	8.21%
23-Jan-21	258,319,828.97	1,153.978075	2.84%	5.50%	6.61%	9.28%	8.22%
22-Jan-21	258,289,494.32	1,153.842563	2.74%	5.07%	6.63%	8.92%	8.23%
21-Jan-21	258,270,305.64	1,154.085701	2.82%	5.16%	6.79%	9.00%	8.27%
20-Jan-21	258,239,220.05	1,153.946795	2.64%	5.18%	6.76%	9.01%	8.29%
19-Jan-21	257,808,018.93	1,154.060875	3.56%	5.33%	7.08%	8.93%	8.31%
18-Jan-21	267,351,627.88	1,153.220407	2.85%	4.40%	7.00%	8.73%	8.25%
17-Jan-21	266,851,250.01	1,153.499636	3.32%	4.86%	7.15%	8.95%	8.31%
16-Jan-21	266,819,985.70	1,153.364492	4.43%	5.69%	7.21%	8.98%	8.33%
15-Jan-21	266,825,748.41	1,153.389402	4.73%	5.64%	7.29%	8.63%	8.37%
14-Jan-21	257,458,568.93	1,153.143347	4.69%	5.69%	7.27%	8.62%	8.32%
13-Jan-21	257,646,595.85	1,152.996384	3.70%	5.71%	7.38%	8.63%	8.27%
12-Jan-21	257,889,523.52	1,154.081814	4.69%	6.38%	7.97%	8.90%	8.39%
11-Jan-21	257,343,820.47	1,153.648121	4.40%	6.42%	7.84%	8.80%	8.38%
10-Jan-21	257,311,154.28	1,153.635740	4.56%	6.32%	8.02%	8.95%	8.41%

Este Documento contiene datos e informaciones clasificados como “Publica”, que en virtud de la ley es catalogada como no confidencial y, en consecuencia, puede divulgarse sin restricciones.

Fecha	Patrimonio neto del Fondo	Valor Cuota	Rentabilidad				
			30 días	60 días	90 días	180 días	365 días
9-Jan-21	257,279,236.75	1,153.492641	5.20%	6.95%	8.23%	9.29%	8.42%
8-Jan-21	257,246,372.08	1,153.345294	5.19%	6.14%	8.26%	9.13%	8.46%
7-Jan-21	261,656,970.82	1,152.933806	5.28%	6.02%	8.18%	9.09%	8.42%
6-Jan-21	258,590,484.84	1,152.314185	5.79%	5.78%	8.31%	9.01%	8.39%
5-Jan-21	267,905,536.38	1,152.145413	6.10%	5.79%	8.26%	9.07%	8.40%
4-Jan-21	261,732,967.29	1,152.207230	6.36%	5.73%	8.43%	9.13%	8.44%
3-Jan-21	261,698,935.03	1,152.057412	6.40%	6.06%	8.60%	9.12%	8.45%
2-Jan-21	261,664,900.13	1,151.907583	6.54%	6.35%	8.62%	9.17%	8.46%
1-Jan-21	261,630,863.26	1,151.757745	6.79%	6.94%	8.63%	9.16%	8.47%
31-Dec-20	261,596,824.41	1,151.607898	6.59%	7.43%	8.65%	9.17%	8.53%
30-Dec-20	259,001,659.92	1,150.927280	6.31%	7.16%	8.42%	9.07%	8.48%
29-Dec-20	250,513,375.96	1,151.868563	6.96%	7.76%	8.88%	9.23%	8.59%
28-Dec-20	249,539,193.57	1,151.742801	7.01%	7.91%	8.88%	8.99%	8.66%
27-Dec-20	249,519,225.52	1,151.781723	7.24%	8.11%	8.96%	9.07%	8.67%
26-Dec-20	249,483,431.07	1,151.616496	7.99%	7.66%	9.01%	9.11%	8.67%
25-Dec-20	249,447,634.49	1,151.451259	7.88%	8.04%	9.02%	9.12%	8.68%
24-Dec-20	249,411,835.90	1,151.286012	8.13%	8.48%	9.02%	9.13%	8.70%
23-Dec-20	249,005,905.47	1,151.249347	7.39%	8.56%	8.84%	9.17%	8.74%
22-Dec-20	248,599,331.83	1,151.421001	7.49%	8.76%	8.97%	9.24%	8.78%
21-Dec-20	248,605,198.51	1,151.448173	7.70%	8.81%	9.45%	9.32%	8.78%
20-Dec-20	248,396,849.37	1,150.691463	7.08%	8.82%	9.20%	9.23%	8.73%
19-Dec-20	248,361,073.75	1,150.525733	5.94%	9.06%	9.28%	9.23%	8.74%
18-Dec-20	248,325,295.85	1,150.359993	6.37%	9.03%	9.29%	9.26%	8.74%
17-Dec-20	247,868,765.09	1,149.179927	6.93%	8.57%	8.94%	9.09%	8.69%
16-Dec-20	247,617,066.61	1,148.921491	6.52%	8.54%	9.06%	9.09%	8.69%
15-Dec-20	247,566,409.11	1,148.712574	6.67%	8.53%	9.08%	9.73%	8.72%
14-Dec-20	239,418,790.88	1,149.498876	7.69%	9.19%	9.39%	9.33%	8.74%
13-Dec-20	238,755,106.44	1,149.646682	8.04%	9.57%	9.48%	9.43%	8.75%
12-Dec-20	238,721,977.79	1,149.487162	8.40%	9.53%	9.55%	9.91%	8.76%
11-Dec-20	238,688,847.20	1,149.327632	8.05%	9.71%	9.55%	9.49%	8.76%
10-Dec-20	234,024,672.52	1,148.581649	8.65%	9.71%	9.34%	9.39%	8.70%
9-Dec-20	233,423,673.56	1,148.445901	7.06%	9.75%	9.44%	9.41%	8.72%
8-Dec-20	233,023,680.80	1,147.953303	6.72%	9.59%	9.52%	9.46%	8.69%
7-Dec-20	232,735,201.17	1,146.852060	5.74%	9.52%	9.12%	9.30%	8.64%
6-Dec-20	197,677,193.67	1,146.401236	5.45%	9.29%	9.25%	9.68%	8.57%
5-Dec-20	197,644,820.45	1,146.213492	5.07%	9.42%	9.16%	9.42%	8.57%
4-Dec-20	197,612,445.15	1,146.025736	5.69%	9.65%	9.15%	9.65%	8.57%
3-Dec-20	198,491,086.69	1,145.747480	6.13%	9.60%	9.11%	9.65%	8.60%
2-Dec-20	194,925,834.05	1,145.364062	7.04%	9.49%	8.79%	9.62%	8.62%
1-Dec-20	194,807,757.44	1,145.404769	8.22%	9.62%	9.41%	9.75%	8.68%
30-Nov-20	194,632,378.30	1,144.990740	7.97%	9.43%	9.28%	9.65%	8.58%
29-Nov-20	194,687,093.48	1,145.312621	8.50%	9.78%	9.82%	9.73%	8.61%
28-Nov-20	194,658,129.94	1,145.142233	8.76%	9.76%	9.54%	10.16%	8.62%
27-Nov-20	194,629,164.64	1,144.971835	8.93%	9.77%	9.54%	10.25%	8.62%
26-Nov-20	194,419,164.33	1,144.107365	7.29%	9.46%	9.30%	10.12%	8.57%
25-Nov-20	194,257,268.05	1,144.037304	8.13%	9.52%	9.33%	10.14%	8.58%
24-Nov-20	194,181,459.77	1,143.641478	8.77%	9.40%	9.51%	10.15%	8.64%
23-Nov-20	193,992,982.59	1,144.299313	9.68%	9.50%	8.85%	10.19%	8.74%
22-Nov-20	192,298,935.36	1,144.380695	9.97%	9.65%	9.24%	9.98%	8.72%
21-Nov-20	192,269,775.78	1,144.207165	9.85%	10.26%	9.39%	9.66%	8.72%
20-Nov-20	192,240,614.10	1,144.033623	10.49%	10.20%	9.42%	9.27%	8.73%

Este Documento contiene datos e informaciones clasificados como “Publica”, que en virtud de la ley es catalogada como no confidencial y, en consecuencia, puede divulgarse sin restricciones.

Fecha	Patrimonio neto del Fondo	Valor Cuota	Rentabilidad				
			30 días	60 días	90 días	180 días	365 días
19-Nov-20	192,367,282.77	1,144.933261	12.11%	10.90%	9.83%	9.46%	8.81%
18-Nov-20	192,265,807.16	1,144.364754	11.63%	10.70%	9.65%	9.39%	8.79%
17-Nov-20	191,938,774.46	1,142.673815	10.16%	9.89%	9.42%	9.40%	8.68%
16-Nov-20	191,909,260.47	1,142.801762	10.50%	10.28%	9.51%	9.15%	8.69%
15-Nov-20	191,858,881.19	1,142.448399	10.34%	10.22%	10.02%	9.11%	8.69%
14-Nov-20	191,829,721.76	1,142.274766	10.63%	10.18%	10.04%	9.21%	8.70%
13-Nov-20	191,800,560.30	1,142.101120	11.02%	10.14%	10.06%	9.52%	8.71%
12-Nov-20	191,755,309.55	1,141.605256	10.58%	10.05%	9.97%	9.46%	8.69%
11-Nov-20	191,814,086.47	1,141.775911	11.31%	10.23%	10.20%	9.53%	8.64%
10-Nov-20	187,120,682.54	1,140.470958	10.69%	9.61%	9.11%	9.34%	8.54%
9-Nov-20	186,526,479.22	1,141.819451	12.36%	10.57%	10.51%	9.63%	8.72%
8-Nov-20	186,497,710.18	1,141.643342	12.39%	10.86%	10.65%	9.66%	8.71%
7-Nov-20	186,468,940.33	1,141.467228	13.24%	10.76%	10.92%	9.53%	8.72%
6-Nov-20	186,440,169.66	1,141.291109	13.08%	11.10%	10.94%	9.56%	8.72%
5-Nov-20	185,767,284.38	1,141.457717	13.71%	11.15%	11.09%	9.63%	8.78%
4-Nov-20	185,643,050.65	1,140.694355	13.56%	10.83%	10.96%	9.53%	8.81%
3-Nov-20	185,530,921.08	1,140.005369	13.01%	10.55%	11.23%	9.69%	8.76%
2-Nov-20	185,380,896.32	1,138.774681	11.88%	9.61%	11.19%	9.15%	8.67%
1-Nov-20	185,207,604.08	1,137.720598	10.95%	9.94%	10.85%	8.80%	8.59%
31-Oct-20	185,178,592.97	1,137.542385	10.83%	9.88%	10.86%	8.83%	8.60%
30-Oct-20	185,149,460.01	1,137.363422	10.98%	10.41%	10.89%	8.83%	8.61%
29-Oct-20	182,622,049.03	1,136.952659	10.68%	9.85%	10.82%	8.80%	8.55%
28-Oct-20	182,470,411.07	1,136.630999	10.53%	9.78%	11.49%	8.77%	8.54%
27-Oct-20	182,576,349.70	1,137.290904	11.56%	10.24%	11.05%	9.04%	8.76%
26-Oct-20	182,439,562.34	1,136.438839	10.83%	9.86%	11.20%	9.34%	8.67%
25-Oct-20	182,272,390.55	1,135.459742	9.97%	9.81%	11.76%	9.23%	8.59%
24-Oct-20	182,241,909.13	1,135.269859	9.25%	8.37%	11.03%	9.08%	8.59%
23-Oct-20	182,211,426.84	1,135.079971	9.25%	8.81%	11.02%	9.15%	8.60%
22-Oct-20	182,201,683.18	1,135.019273	10.58%	9.09%	11.06%	9.18%	8.66%
21-Oct-20	182,077,624.25	1,134.254265	9.82%	8.81%	10.59%	9.08%	8.60%
20-Oct-20	182,217,982.66	1,133.645816	9.59%	8.61%	10.27%	9.68%	8.58%
19-Oct-20	178,171,168.13	1,133.526118	9.67%	8.57%	10.56%	9.79%	8.66%
18-Oct-20	178,122,307.05	1,133.215264	9.54%	8.98%	10.56%	9.92%	8.56%
17-Oct-20	178,091,566.52	1,133.019692	9.97%	8.94%	9.79%	9.70%	8.56%
16-Oct-20	178,060,825.11	1,132.824115	10.02%	9.78%	9.79%	9.71%	8.56%
15-Oct-20	177,991,845.14	1,132.385264	9.65%	9.66%	9.69%	9.67%	8.61%
14-Oct-20	177,406,761.09	1,131.849270	9.17%	9.50%	9.64%	9.62%	8.57%
13-Oct-20	177,393,234.16	1,131.762969	9.44%	9.58%	9.58%	9.63%	8.58%
12-Oct-20	177,354,587.36	1,131.263992	9.06%	9.55%	9.68%	9.71%	8.50%
11-Oct-20	177,249,657.52	1,130.537167	8.45%	8.25%	10.14%	9.57%	8.47%
10-Oct-20	177,217,848.59	1,130.334283	8.69%	9.48%	9.80%	9.58%	8.47%
9-Oct-20	177,186,038.80	1,130.131393	9.22%	9.67%	9.79%	9.46%	8.47%
8-Oct-20	176,532,857.32	1,129.183557	8.20%	9.66%	9.51%	9.33%	8.39%
7-Oct-20	176,527,544.77	1,129.149576	9.02%	9.77%	9.68%	9.38%	8.42%
6-Oct-20	176,691,855.18	1,128.741021	8.51%	9.67%	9.63%	9.35%	8.39%
5-Oct-20	176,492,237.05	1,128.123446	8.01%	9.55%	9.43%	9.26%	8.33%
4-Oct-20	174,096,265.98	1,127.946758	8.00%	10.24%	9.51%	8.84%	8.34%
3-Oct-20	174,067,831.42	1,127.762534	7.27%	10.74%	9.49%	8.93%	8.35%
2-Oct-20	174,038,105.39	1,127.569943	8.86%	10.70%	9.48%	8.95%	8.35%
1-Oct-20	174,028,809.71	1,127.509718	8.85%	10.79%	9.53%	8.99%	8.37%
30-Sep-20	173,971,788.24	1,127.191914	9.75%	10.74%	9.38%	8.98%	8.30%

Este Documento contiene datos e informaciones clasificados como “Publica”, que en virtud de la ley es catalogada como no confidencial y, en consecuencia, puede divulgarse sin restricciones.

Fecha	Patrimonio neto del Fondo	Valor Cuota	Rentabilidad				
			30 días	60 días	90 días	180 días	365 días
29-Sep-20	173,948,718.73	1,127.063822	8.95%	10.80%	8.90%	9.01%	8.33%
28-Sep-20	173,916,595.95	1,126.877832	8.95%	11.87%	8.98%	9.01%	8.32%
27-Sep-20	173,904,856.71	1,126.583080	8.84%	10.70%	9.01%	9.24%	8.34%
26-Sep-20	173,878,007.75	1,126.409148	8.80%	11.29%	9.03%	8.98%	8.34%
25-Sep-20	173,851,157.92	1,126.235211	9.57%	12.56%	9.05%	9.02%	8.34%
24-Sep-20	158,916,153.35	1,126.704095	7.43%	11.83%	9.30%	9.15%	8.40%
23-Sep-20	158,888,904.34	1,126.510901	8.30%	11.81%	9.31%	9.16%	8.41%
22-Sep-20	158,258,905.17	1,125.231096	7.53%	11.21%	8.98%	9.01%	8.29%
21-Sep-20	158,340,772.77	1,125.176293	7.73%	10.89%	9.06%	9.06%	8.30%
20-Sep-20	158,194,441.99	1,124.775777	7.56%	10.53%	8.98%	9.04%	8.31%
19-Sep-20	158,167,753.48	1,124.586019	7.41%	10.92%	9.02%	8.98%	8.31%
18-Sep-20	158,141,063.92	1,124.396254	8.36%	10.98%	9.04%	9.43%	8.31%
17-Sep-20	157,857,110.08	1,123.809601	7.84%	9.62%	8.91%	9.36%	8.25%
16-Sep-20	157,823,197.82	1,123.568174	9.46%	9.59%	10.16%	9.36%	8.26%
15-Sep-20	157,810,473.53	1,123.477588	9.60%	9.64%	9.06%	9.39%	8.26%
14-Sep-20	157,787,839.35	1,123.382654	9.75%	9.80%	9.16%	9.23%	8.27%
13-Sep-20	157,735,449.68	1,123.053875	9.65%	9.57%	10.03%	8.80%	8.18%
12-Sep-20	157,713,541.13	1,122.897890	9.97%	9.91%	9.21%	8.88%	8.19%
11-Sep-20	157,691,159.73	1,122.738537	7.99%	10.90%	9.24%	9.21%	8.20%
10-Sep-20	157,616,266.72	1,122.320000	10.21%	10.28%	9.17%	9.17%	8.27%
9-Sep-20	157,446,898.65	1,121.627578	10.05%	10.00%	9.18%	9.09%	8.17%
8-Sep-20	157,446,883.18	1,121.627468	11.04%	10.10%	9.27%	8.72%	8.17%
7-Sep-20	157,132,422.02	1,120.839539	10.44%	9.94%	9.89%	8.71%	8.12%
6-Sep-20	157,091,459.53	1,120.904025	10.77%	10.13%	9.47%	8.50%	8.15%
5-Sep-20	157,068,716.40	1,120.741744	11.01%	10.07%	9.93%	8.52%	8.15%
4-Sep-20	157,045,972.41	1,120.579458	12.40%	10.21%	9.96%	8.52%	8.16%
3-Sep-20	157,113,630.75	1,121.062224	14.13%	10.53%	10.23%	8.66%	8.21%
2-Sep-20	156,878,834.98	1,119.422497	12.46%	9.73%	9.86%	8.39%	8.07%
1-Sep-20	156,671,710.85	1,119.371597	12.64%	9.80%	9.79%	8.64%	8.08%
31-Aug-20	156,475,085.97	1,118.233905	11.65%	9.12%	9.41%	8.60%	7.99%
30-Aug-20	156,534,204.76	1,118.830142	12.56%	8.81%	10.54%	8.14%	8.08%
29-Aug-20	156,508,297.75	1,118.644971	14.68%	8.92%	10.70%	8.14%	8.08%
28-Aug-20	156,482,390.00	1,118.459795	12.46%	9.03%	10.70%	8.06%	8.08%
27-Aug-20	156,462,691.68	1,118.319001	13.67%	9.07%	10.71%	8.08%	8.07%
26-Aug-20	156,330,659.08	1,117.446716	15.42%	8.72%	10.54%	7.96%	8.01%
25-Aug-20	156,379,014.87	1,119.869767	16.13%	10.18%	11.29%	8.80%	8.31%
24-Aug-20	156,240,972.11	1,118.881208	15.23%	9.76%	10.49%	8.66%	8.22%
23-Aug-20	156,152,220.28	1,118.307189	14.79%	9.64%	9.70%	8.53%	8.22%
22-Aug-20	156,118,937.49	1,118.068829	13.96%	9.66%	8.91%	8.57%	8.22%
21-Aug-20	156,085,653.35	1,117.830460	13.42%	9.63%	8.88%	8.59%	8.22%
20-Aug-20	156,156,741.09	1,117.776586	14.34%	9.77%	8.92%	8.62%	8.20%
19-Aug-20	156,010,103.74	1,116.726950	13.51%	9.32%	9.16%	8.46%	8.09%
18-Aug-20	155,994,903.51	1,116.618146	11.34%	9.39%	8.58%	8.51%	8.18%
17-Aug-20	155,755,227.23	1,114.902533	9.65%	10.43%	8.00%	8.23%	8.05%
16-Aug-20	155,699,715.68	1,114.686242	9.61%	8.73%	8.18%	8.15%	8.05%
15-Aug-20	155,667,015.03	1,114.452132	9.78%	8.80%	8.75%	8.02%	8.05%
14-Aug-20	155,634,313.46	1,114.218014	9.42%	10.14%	8.74%	8.04%	8.05%
13-Aug-20	155,572,246.10	1,113.773661	9.78%	8.76%	8.65%	8.00%	8.03%
12-Aug-20	155,801,798.29	1,115.417073	13.73%	9.80%	9.37%	8.35%	8.22%
11-Aug-20	155,416,882.23	1,112.982841	10.27%	8.58%	8.52%	7.75%	7.99%
10-Aug-20	155,341,470.98	1,112.442800	9.87%	8.68%	8.46%	7.68%	7.94%

Este Documento contiene datos e informaciones clasificados como “Publica”, que en virtud de la ley es catalogada como no confidencial y, en consecuencia, puede divulgarse sin restricciones.

Fecha	Patrimonio neto del Fondo	Valor Cuota	Rentabilidad				
			30 días	60 días	90 días	180 días	365 días
9-Aug-20	155,185,209.23	1,111.538430	9.07%	8.31%	7.92%	7.54%	7.86%
8-Aug-20	155,152,712.93	1,111.305671	9.36%	9.53%	7.96%	7.63%	7.86%
7-Aug-20	155,120,215.71	1,111.072904	9.40%	8.74%	7.96%	7.53%	7.86%
6-Aug-20	155,296,235.41	1,110.690871	9.04%	9.30%	7.89%	7.49%	7.87%
5-Aug-20	155,095,472.90	1,109.276431	7.93%	8.65%	7.93%	7.26%	7.78%
4-Aug-20	154,943,731.85	1,108.191146	6.85%	8.18%	6.92%	7.15%	7.70%
3-Aug-20	154,927,407.23	1,108.074389	6.92%	8.47%	6.57%	7.28%	7.69%
2-Aug-20	154,897,839.90	1,107.862917	6.88%	8.28%	6.62%	7.24%	7.72%
1-Aug-20	154,865,223.41	1,107.629637	6.53%	8.21%	6.61%	7.29%	7.72%
31-Jul-20	154,832,606.00	1,107.396350	5.00%	9.44%	6.59%	7.39%	7.72%
30-Jul-20	154,598,553.58	1,105.305065	3.13%	8.61%	5.89%	7.03%	7.57%
29-Jul-20	154,847,096.03	1,107.117830	5.54%	9.72%	6.84%	7.42%	7.76%
28-Jul-20	154,443,317.55	1,105.889990	4.43%	9.13%	7.29%	7.23%	7.67%
27-Jul-20	154,101,380.43	1,103.460000	1.99%	8.00%	6.51%	6.87%	7.47%
26-Jul-20	153,791,339.83	1,105.219544	4.18%	8.75%	6.94%	7.31%	7.68%
25-Jul-20	153,767,663.70	1,105.049396	4.23%	8.01%	7.08%	7.31%	7.69%
24-Jul-20	153,743,986.90	1,104.879243	4.44%	7.07%	7.10%	7.30%	7.70%
23-Jul-20	153,653,380.08	1,105.385653	5.30%	6.32%	7.38%	7.43%	7.80%
22-Jul-20	153,670,358.31	1,105.637316	5.78%	6.54%	8.87%	7.52%	7.86%
21-Jul-20	153,544,840.32	1,104.755799	5.14%	6.14%	8.79%	7.39%	7.82%
20-Jul-20	153,449,028.68	1,104.462054	5.07%	6.91%	9.04%	7.39%	7.79%
19-Jul-20	153,646,706.70	1,106.307341	7.36%	7.13%	9.39%	7.76%	8.00%
18-Jul-20	153,621,723.39	1,106.127453	11.11%	7.12%	9.41%	7.77%	8.01%
17-Jul-20	153,596,739.52	1,105.947560	7.78%	7.41%	9.43%	7.80%	8.01%
16-Jul-20	153,540,868.66	1,105.566865	7.76%	8.17%	9.38%	7.79%	8.10%
15-Jul-20	153,501,459.21	1,105.656357	10.77%	8.33%	9.46%	7.87%	8.12%
14-Jul-20	153,391,270.17	1,104.894347	7.69%	8.02%	9.52%	7.68%	8.05%
13-Jul-20	153,378,715.40	1,102.972854	5.82%	7.10%	8.78%	7.24%	7.91%
12-Jul-20	153,225,410.86	1,103.669343	6.84%	7.59%	9.15%	7.42%	8.03%
11-Jul-20	153,200,515.54	1,103.490024	7.43%	7.69%	8.92%	7.44%	8.04%
10-Jul-20	153,175,619.52	1,103.310700	7.48%	7.29%	8.95%	7.47%	8.04%
9-Jul-20	153,108,030.20	1,102.823860	9.64%	7.21%	8.86%	7.42%	7.98%
8-Jul-20	153,061,839.63	1,102.553083	8.02%	7.18%	8.85%	7.48%	7.88%
7-Jul-20	147,869,640.56	1,102.498949	9.50%	7.26%	8.89%	7.47%	7.97%
6-Jul-20	147,814,806.66	1,102.090114	9.31%	7.88%	7.99%	7.43%	7.99%
5-Jul-20	147,797,429.04	1,101.982914	9.46%	6.91%	8.17%	7.46%	8.00%
4-Jul-20	147,773,725.67	1,101.806180	9.96%	6.35%	8.23%	7.50%	8.00%
3-Jul-20	147,750,021.16	1,101.629439	9.63%	6.45%	8.26%	7.51%	8.01%
2-Jul-20	150,582,345.81	1,101.720536	9.83%	6.61%	8.39%	7.57%	8.04%
1-Jul-20	150,739,111.77	1,102.865866	13.82%	7.36%	8.93%	7.83%	8.17%
30-Jun-20	150,789,675.38	1,102.471519	14.06%	7.25%	8.84%	7.91%	8.10%
29-Jun-20	150,738,641.91	1,102.098397	13.84%	7.46%	9.26%	7.87%	8.13%
28-Jun-20	150,704,021.11	1,101.881823	13.79%	8.68%	8.75%	7.87%	8.16%
27-Jun-20	150,673,420.11	1,101.658082	14.00%	8.76%	8.80%	7.97%	8.17%
26-Jun-20	150,642,818.26	1,101.434335	13.27%	8.29%	8.79%	7.95%	8.17%
25-Jun-20	150,603,277.17	1,101.218329	11.75%	8.47%	8.79%	7.95%	8.16%
24-Jun-20	150,454,468.58	1,100.861201	9.67%	8.41%	8.84%	7.91%	8.17%
23-Jun-20	150,417,792.02	1,100.592842	7.30%	8.39%	8.86%	7.95%	8.18%
22-Jun-20	150,391,949.79	1,100.411072	7.26%	10.36%	8.91%	7.99%	8.18%
21-Jun-20	150,346,520.39	1,100.107927	7.11%	10.57%	8.74%	7.96%	8.14%
20-Jun-20	150,315,657.61	1,099.882100	8.73%	10.98%	9.61%	7.93%	8.15%

Este Documento contiene datos e informaciones clasificados como “Publica”, que en virtud de la ley es catalogada como no confidencial y, en consecuencia, puede divulgarse sin restricciones.

Fecha	Patrimonio neto del Fondo	Valor Cuota	Rentabilidad				
			30 días	60 días	90 días	180 días	365 días
19-Jun-20	150,284,349.33	1,099.653012	6.86%	10.34%	9.61%	7.93%	8.15%
18-Jun-20	149,801,159.91	1,096.117443	3.11%	8.48%	8.36%	7.29%	7.82%
17-Jun-20	150,104,055.27	1,098.920643	6.99%	10.19%	9.51%	7.86%	8.12%
16-Jun-20	150,055,032.96	1,098.561748	8.53%	10.13%	9.09%	7.91%	8.12%
15-Jun-20	150,094,454.96	1,095.952813	5.85%	8.73%	7.39%	7.46%	7.86%
14-Jun-20	150,262,077.36	1,097.955809	8.30%	10.37%	8.36%	7.94%	8.09%
13-Jun-20	150,230,557.82	1,097.725498	8.35%	10.22%	8.97%	7.79%	8.09%
12-Jun-20	150,199,037.50	1,097.495180	8.28%	10.24%	8.97%	7.74%	8.09%
11-Jun-20	149,876,786.94	1,096.792146	7.90%	9.61%	8.79%	7.64%	8.04%
10-Jun-20	149,845,980.38	1,096.566704	7.06%	9.62%	7.99%	7.64%	8.04%
9-Jun-20	149,516,635.52	1,094.156572	4.75%	8.40%	7.35%	7.20%	7.83%
8-Jun-20	149,676,876.98	1,095.329213	6.29%	9.20%	7.35%	7.49%	8.09%
7-Jun-20	149,482,523.71	1,093.959932	4.99%	8.52%	6.95%	7.26%	7.87%
6-Jun-20	149,449,754.62	1,093.720118	6.39%	7.27%	6.92%	7.31%	7.87%
5-Jun-20	149,416,984.72	1,093.480298	4.32%	7.47%	6.91%	7.21%	7.87%
4-Jun-20	150,966,745.83	1,092.858283	2.72%	7.31%	6.76%	7.13%	7.83%
3-Jun-20	150,983,717.83	1,092.981145	3.24%	7.52%	7.31%	7.20%	7.77%
2-Jun-20	150,920,797.39	1,092.887582	3.36%	7.61%	7.61%	7.27%	7.80%
1-Jun-20	150,588,393.62	1,090.480492	0.89%	6.42%	5.59%	6.93%	7.58%
31-May-20	150,498,497.09	1,089.878724	0.44%	6.16%	5.42%	6.92%	7.61%
30-May-20	150,474,683.33	1,089.706270	1.07%	6.89%	5.28%	6.76%	7.62%
29-May-20	150,450,868.94	1,089.533811	3.54%	6.16%	5.30%	6.74%	7.62%
28-May-20	150,394,900.28	1,089.128497	3.47%	6.13%	5.23%	6.70%	7.58%
27-May-20	150,452,964.71	1,089.548988	3.28%	6.48%	6.14%	6.82%	7.60%
26-May-20	150,609,314.61	1,090.681241	5.13%	7.24%	6.65%	7.09%	7.87%
25-May-20	150,815,986.78	1,092.177918	7.08%	8.36%	7.18%	7.42%	8.13%
24-May-20	151,058,038.59	1,094.025835	9.42%	9.58%	8.04%	7.96%	8.31%
23-May-20	151,038,452.79	1,093.883986	13.39%	9.68%	8.13%	8.01%	8.32%
22-May-20	151,015,893.96	1,093.720606	13.95%	9.50%	8.15%	7.91%	8.33%
21-May-20	150,760,303.17	1,092.050294	13.15%	9.98%	7.59%	7.64%	8.17%
20-May-20	147,835,444.66	1,093.486289	13.73%	10.92%	8.27%	7.97%	8.33%
19-May-20	147,763,621.31	1,093.324815	13.81%	10.96%	8.29%	7.92%	8.25%
18-May-20	147,670,928.24	1,092.638965	13.31%	10.71%	7.96%	7.85%	8.26%
17-May-20	147,337,519.14	1,090.910767	11.64%	9.30%	7.14%	7.62%	8.11%
16-May-20	147,310,702.13	1,090.712209	11.56%	8.13%	7.19%	7.58%	8.11%
15-May-20	147,283,883.97	1,090.513643	12.36%	8.32%	7.19%	7.61%	8.11%
14-May-20	147,247,090.90	1,090.241222	12.00%	9.22%	7.16%	7.61%	8.27%
13-May-20	147,224,582.98	1,090.074569	12.12%	9.25%	6.84%	7.62%	8.29%
12-May-20	147,126,144.64	1,089.715802	11.24%	9.18%	6.76%	7.61%	8.22%
11-May-20	147,181,775.05	1,090.238992	12.11%	8.41%	7.02%	7.58%	8.34%
10-May-20	147,136,102.48	1,089.900676	12.01%	8.62%	7.16%	7.56%	8.33%
9-May-20	147,108,779.79	1,089.698285	12.06%	7.85%	6.96%	7.62%	8.33%
8-May-20	147,081,456.32	1,089.495888	12.00%	7.89%	6.96%	7.59%	8.33%
7-May-20	146,780,217.03	1,088.004207	8.10%	7.14%	6.47%	7.35%	8.09%
6-May-20	146,994,869.12	1,089.610157	10.59%	8.18%	7.26%	7.71%	8.38%
5-May-20	147,024,994.67	1,090.419493	11.87%	8.76%	7.87%	7.95%	8.72%
4-May-20	146,906,549.00	1,090.076341	11.76%	9.32%	7.74%	8.07%	8.65%
3-May-20	146,879,981.35	1,089.879203	11.82%	9.71%	7.85%	8.06%	8.61%
2-May-20	146,853,412.95	1,089.682060	11.94%	7.93%	8.06%	8.08%	8.61%
1-May-20	146,826,843.80	1,089.484912	11.87%	7.91%	8.06%	8.09%	8.61%
30-Apr-20	146,725,039.15	1,088.751746	12.70%	7.38%	7.86%	8.00%	8.55%

Este Documento contiene datos e informaciones clasificados como “Publica”, que en virtud de la ley es catalogada como no confidencial y, en consecuencia, puede divulgarse sin restricciones.

Fecha	Patrimonio neto del Fondo	Valor Cuota	Rentabilidad				
			30 días	60 días	90 días	180 días	365 días
29-Apr-20	146,404,609.46	1,086.374045	8.75%	6.17%	7.04%	7.58%	8.33%
28-Apr-20	146,357,912.73	1,086.027538	8.76%	6.09%	7.12%	7.48%	8.11%
27-Apr-20	146,436,117.78	1,086.622696	9.66%	7.56%	7.55%	7.64%	8.25%
26-Apr-20	146,353,910.84	1,086.097977	9.31%	7.38%	7.41%	7.83%	8.21%
25-Apr-20	146,321,571.61	1,085.857987	9.59%	7.19%	7.36%	7.77%	8.21%
24-Apr-20	146,289,231.60	1,085.617990	9.67%	7.30%	7.35%	7.75%	8.20%
23-Apr-20	145,798,730.47	1,081.977963	5.91%	5.44%	6.05%	7.09%	8.53%
22-Apr-20	149,121,741.84	1,081.324346	4.99%	5.19%	5.87%	7.01%	8.55%
21-Apr-20	148,990,619.04	1,080.373537	6.74%	4.76%	5.62%	6.95%	7.75%
20-Apr-20	149,028,807.82	1,081.281847	8.02%	5.48%	6.00%	7.16%	7.85%
19-Apr-20	148,997,177.89	1,081.052355	8.02%	5.46%	5.99%	7.19%	7.84%
18-Apr-20	148,964,898.40	1,080.818151	8.03%	5.23%	6.03%	7.32%	7.83%
17-Apr-20	148,931,389.13	1,080.575024	6.90%	4.84%	6.05%	7.13%	7.82%
16-Apr-20	148,913,599.83	1,080.445953	4.65%	4.96%	6.13%	7.14%	7.82%
15-Apr-20	148,780,850.12	1,079.545130	4.24%	4.56%	5.71%	7.01%	7.69%
14-Apr-20	148,787,370.82	1,079.592444	6.37%	4.70%	5.57%	7.18%	7.74%
13-Apr-20	148,749,796.27	1,079.319805	6.32%	4.15%	5.56%	7.16%	7.75%
12-Apr-20	148,807,229.32	1,079.736536	7.04%	4.48%	5.82%	7.28%	7.79%
11-Apr-20	148,773,650.18	1,079.492888	4.66%	4.43%	5.86%	7.16%	7.78%
10-Apr-20	148,740,070.09	1,079.249232	5.19%	4.69%	5.85%	7.20%	7.78%
9-Apr-20	148,706,489.05	1,079.005570	3.60%	4.37%	5.97%	7.19%	7.90%
8-Apr-20	148,661,528.53	1,078.853457	3.75%	4.39%	5.91%	7.20%	0.00%
7-Apr-20	148,928,334.34	1,080.810000	6.14%	5.62%	6.74%	7.60%	36300.00%
6-Apr-20	148,844,452.74	1,080.210011	5.71%	5.54%	6.61%	7.54%	36200.00%
5-Apr-20	148,799,543.92	1,079.884094	5.60%	5.81%	6.63%	7.50%	36100.00%
4-Apr-20	148,765,575.70	1,079.637576	6.82%	5.67%	6.63%	7.46%	36000.00%
3-Apr-20	148,731,606.49	1,079.391051	7.52%	5.81%	6.62%	7.46%	35900.00%
2-Apr-20	148,690,791.72	1,079.094845	3.89%	6.06%	6.59%	7.44%	35800.00%
1-Apr-20	148,202,440.23	1,078.960000	3.92%	6.10%	6.83%	7.46%	35700.00%
31-Mar-20	147,999,613.81	1,077.506411	2.04%	5.39%	6.34%	7.22%	35600.00%
30-Mar-20	148,152,675.98	1,078.620000	3.56%	6.14%	6.85%	7.37%	35500.00%
29-Mar-20	148,104,120.84	1,078.267271	3.41%	6.26%	6.99%	7.37%	35400.00%
28-Mar-20	148,075,580.72	1,078.059486	5.41%	6.44%	6.96%	7.36%	35300.00%
27-Mar-20	148,046,248.38	1,077.845932	5.41%	6.40%	6.95%	7.40%	35200.00%
26-Mar-20	147,980,473.51	1,077.367061	4.74%	6.20%	6.83%	7.35%	35100.00%
25-Mar-20	147,938,376.55	1,077.060575	4.89%	6.14%	6.88%	7.33%	35000.00%
24-Mar-20	147,895,764.08	1,076.750336	4.95%	6.09%	6.91%	7.29%	34900.00%
23-Mar-20	144,416,343.88	1,076.903799	5.36%	6.29%	7.04%	7.38%	34800.00%
22-Mar-20	144,083,742.24	1,074.423609	2.77%	5.03%	6.11%	6.89%	34700.00%
21-Mar-20	144,053,785.22	1,074.200221	2.92%	4.95%	6.11%	6.88%	34600.00%
20-Mar-20	144,023,827.35	1,073.976827	2.88%	4.94%	6.09%	6.92%	34500.00%
19-Mar-20	143,991,231.25	1,073.733760	2.42%	4.99%	6.06%	6.92%	34400.00%
18-Mar-20	144,091,384.35	1,074.480595	2.77%	5.60%	6.59%	7.10%	34300.00%
17-Mar-20	144,339,213.57	1,076.328643	5.24%	6.84%	7.39%	7.46%	34200.00%
16-Mar-20	144,217,384.90	1,075.792835	4.85%	6.42%	7.37%	7.41%	34100.00%
15-Mar-20	143,973,230.84	1,073.971562	3.01%	5.14%	6.46%	7.08%	34000.00%
14-Mar-20	143,943,071.85	1,073.746591	1.98%	5.16%	6.37%	7.06%	33900.00%
13-Mar-20	143,912,912.00	1,073.521613	1.90%	5.18%	6.36%	6.92%	33800.00%
12-Mar-20	144,160,722.95	1,075.370164	4.18%	6.44%	7.15%	7.32%	33700.00%
11-Mar-20	144,066,516.24	1,074.667427	4.17%	6.15%	6.92%	7.23%	33600.00%
10-Mar-20	144,150,917.37	1,075.819746	5.12%	7.13%	7.49%	7.68%	33500.00%

Este Documento contiene datos e informaciones clasificados como “Publica”, que en virtud de la ley es catalogada como no confidencial y, en consecuencia, puede divulgarse sin restricciones.

Fecha	Patrimonio neto del Fondo	Valor Cuota	Rentabilidad				
			30 días	60 días	90 días	180 días	365 días
9-Mar-20	144,113,162.92	1,075.537978	5.02%	6.97%	7.45%	7.55%	33400.00%
8-Mar-20	144,092,232.20	1,075.381769	5.07%	7.00%	7.58%	7.53%	33300.00%
7-Mar-20	144,062,645.11	1,075.160957	5.34%	7.02%	7.39%	7.53%	33200.00%
6-Mar-20	144,033,053.37	1,074.940109	6.00%	7.12%	7.38%	7.52%	33100.00%
5-Mar-20	143,853,415.77	1,073.621809	4.50%	6.49%	6.95%	7.31%	33000.00%
4-Mar-20	144,307,617.16	1,072.760526	4.08%	6.13%	6.81%	7.18%	32900.00%
3-Mar-20	144,652,317.98	1,075.658405	8.20%	7.91%	8.15%	7.77%	32800.00%
2-Mar-20	144,630,431.81	1,075.495656	8.25%	8.25%	8.31%	7.76%	32700.00%
1-Mar-20	144,554,711.46	1,075.702378	8.72%	8.47%	8.14%	7.84%	32600.00%
29-Feb-20	144,523,391.12	1,075.469308	8.70%	8.46%	8.07%	7.83%	32500.00%
28-Feb-20	144,494,521.33	1,075.254474	9.08%	8.76%	8.06%	7.84%	32400.00%
27-Feb-20	144,198,295.18	1,073.287802	7.43%	7.70%	7.37%	7.49%	32300.00%
26-Feb-20	144,169,917.48	1,073.076583	7.37%	7.68%	7.40%	7.49%	32200.00%
25-Feb-20	144,184,075.11	1,073.181960	7.62%	7.85%	7.54%	7.51%	32100.00%
24-Feb-20	144,124,937.67	1,072.752952	7.37%	7.84%	7.73%	7.48%	32000.00%
23-Feb-20	143,881,541.23	1,072.386278	7.20%	7.86%	7.73%	7.55%	31900.00%
22-Feb-20	143,854,466.56	1,072.184484	7.19%	7.85%	7.53%	7.51%	31800.00%
21-Feb-20	143,827,391.11	1,071.982683	7.27%	7.76%	7.55%	7.58%	31700.00%
20-Feb-20	143,780,001.38	1,071.629476	6.97%	7.69%	7.51%	7.56%	31600.00%
19-Feb-20	143,751,112.07	1,071.436512	6.98%	7.68%	7.41%	7.56%	31500.00%
18-Feb-20	143,668,427.73	1,071.603248	7.55%	7.87%	7.58%	7.57%	31400.00%
17-Feb-20	143,626,978.14	1,072.040272	8.40%	8.48%	7.96%	7.64%	31300.00%
16-Feb-20	148,200,660.07	1,071.715546	8.41%	8.44%	7.82%	7.76%	31200.00%
15-Feb-20	148,173,681.27	1,071.520448	7.95%	8.59%	7.89%	7.80%	31100.00%
14-Feb-20	148,146,509.21	1,071.323953	7.26%	8.17%	7.91%	7.79%	31000.00%
13-Feb-20	165,655,559.42	1,072.001565	8.33%	8.55%	8.27%	7.97%	30900.00%
12-Feb-20	163,632,299.21	1,071.849203	8.45%	8.58%	8.32%	7.99%	30800.00%
11-Feb-20	176,767,683.99	1,071.691711	8.66%	8.61%	8.00%	8.00%	30700.00%
10-Feb-20	176,502,905.84	1,070.995253	8.10%	8.27%	7.83%	7.92%	30600.00%
9-Feb-20	176,528,325.25	1,071.313376	9.11%	8.64%	8.14%	8.01%	30500.00%
8-Feb-20	176,495,676.05	1,071.115234	8.88%	8.62%	8.08%	7.96%	30400.00%
7-Feb-20	176,462,725.92	1,070.915267	8.89%	8.79%	8.09%	7.94%	30300.00%
6-Feb-20	176,332,089.25	1,070.459135	8.67%	8.37%	8.01%	7.90%	30200.00%
5-Feb-20	176,214,931.82	1,069.668520	8.20%	8.03%	7.87%	7.79%	30100.00%
4-Feb-20	175,844,295.12	1,069.664882	8.45%	8.15%	8.24%	7.87%	30000.00%
3-Feb-20	175,438,692.65	1,069.173667	8.14%	8.14%	8.11%	7.88%	29900.00%
2-Feb-20	175,071,826.23	1,068.457384	7.58%	8.07%	7.94%	7.78%	29800.00%
1-Feb-20	175,038,584.07	1,068.254508	8.21%	8.28%	7.96%	7.76%	29700.00%
31-Jan-20	175,005,341.56	1,068.051630	8.17%	7.80%	7.98%	7.80%	29600.00%
30-Jan-20	174,522,142.82	1,067.836262	8.17%	7.70%	7.99%	7.81%	29500.00%
29-Jan-20	174,244,956.84	1,067.286917	8.37%	7.49%	7.70%	7.75%	29400.00%
28-Jan-20	174,155,522.06	1,066.774007	7.93%	7.30%	7.59%	7.74%	29300.00%
27-Jan-20	174,130,075.39	1,066.618136	7.95%	7.38%	8.10%	7.75%	29200.00%
26-Jan-20	174,111,357.06	1,066.503478	8.02%	7.45%	8.03%	7.77%	29100.00%
25-Jan-20	174,076,920.92	1,066.292543	8.27%	7.86%	8.00%	7.80%	29000.00%
24-Jan-20	174,042,483.64	1,066.081600	8.48%	7.94%	8.02%	7.85%	28900.00%
23-Jan-20	174,010,582.93	1,065.886195	8.45%	7.66%	8.04%	7.86%	28800.00%
22-Jan-20	173,966,789.07	1,065.617940	8.21%	7.64%	8.17%	7.85%	28700.00%
21-Jan-20	173,901,357.18	1,065.523386	8.36%	7.73%	8.19%	7.93%	28600.00%
20-Jan-20	173,869,221.04	1,065.326483	8.33%	7.59%	8.26%	7.96%	28500.00%
19-Jan-20	174,670,724.29	1,064.992746	8.14%	7.55%	8.48%	8.00%	28400.00%

Este Documento contiene datos e informaciones clasificados como “Publica”, que en virtud de la ley es catalogada como no confidencial y, en consecuencia, puede divulgarse sin restricciones.

Fecha	Patrimonio neto del Fondo	Valor Cuota	Rentabilidad				
			30 días	60 días	90 días	180 días	365 días
18-Jan-20	174,620,777.55	1,064.688214	8.51%	7.69%	8.08%	7.93%	28300.00%
17-Jan-20	174,566,135.22	1,064.355051	8.40%	7.48%	8.03%	7.92%	28200.00%
16-Jan-20	265,630,045.63	1,064.563067	9.17%	7.81%	8.20%	8.01%	28100.00%
15-Jan-20	264,431,774.45	1,064.972770	9.03%	8.19%	8.68%	8.14%	28000.00%
14-Jan-20	264,367,134.35	1,064.712438	8.70%	8.18%	8.64%	8.32%	27900.00%
13-Jan-20	264,003,861.75	1,064.457325	8.65%	8.19%	8.61%	8.30%	27800.00%
12-Jan-20	263,879,937.40	1,064.113249	8.49%	7.61%	8.34%	8.24%	27700.00%
11-Jan-20	263,830,285.13	1,063.913023	8.38%	7.65%	8.43%	8.28%	27600.00%
10-Jan-20	269,636,874.11	1,063.351498	8.12%	7.60%	8.29%	8.28%	27500.00%
9-Jan-20	269,636,874.11	1,063.351498	8.31%	7.62%	8.37%	8.33%	27400.00%
8-Jan-20	269,433,996.05	1,063.150740	8.63%	7.64%	8.33%	8.33%	27300.00%
7-Jan-20	269,267,461.04	1,062.888104	8.02%	7.63%	8.33%	8.26%	27200.00%
6-Jan-20	266,302,126.85	1,062.505247	7.81%	7.66%	8.23%	8.03%	27100.00%
5-Jan-20	266,246,790.43	1,062.284463	7.79%	8.08%	8.16%	8.18%	27000.00%
4-Jan-20	266,191,452.47	1,062.063672	8.08%	8.03%	8.17%	8.24%	26900.00%
3-Jan-20	266,136,112.67	1,061.842875	8.51%	8.07%	8.16%	8.24%	26800.00%
2-Jan-20	265,938,279.10	1,061.098351	8.31%	7.78%	7.95%	8.13%	26700.00%
1-Jan-20	265,893,493.96	1,060.931626	7.39%	7.83%	7.98%	8.15%	26600.00%
31-Dec-19	265,838,314.89	1,060.711458	7.18%	7.84%	7.75%	8.15%	26500.00%
30-Dec-19	265,659,659.95	1,059.998614	6.58%	7.32%	7.63%	8.04%	26400.00%
29-Dec-19	265,626,450.70	1,059.866107	6.63%	7.38%	7.64%	7.95%	26300.00%
28-Dec-19	265,582,769.68	1,059.691817	6.75%	8.12%	7.72%	8.06%	26200.00%
27-Dec-19	265,539,087.19	1,059.517521	6.83%	7.99%	7.73%	8.12%	26100.00%
26-Dec-19	264,338,356.04	1,059.095776	7.40%	7.82%	7.65%	8.08%	26000.00%
25-Dec-19	264,175,410.50	1,058.705254	7.36%	7.73%	7.54%	8.05%	25900.00%
24-Dec-19	264,131,921.30	1,058.530968	6.81%	7.77%	7.59%	8.04%	25800.00%
23-Dec-19	262,817,383.62	1,058.472419	7.03%	8.10%	7.55%	8.11%	25700.00%
22-Dec-19	262,463,701.13	1,058.255970	7.06%	8.05%	7.54%	8.15%	25600.00%
21-Dec-19	262,421,653.14	1,058.086432	6.80%	8.17%	7.64%	8.16%	25500.00%
20-Dec-19	262,379,603.74	1,057.916889	6.92%	8.59%	7.66%	8.10%	25400.00%
19-Dec-19	262,225,692.78	1,057.296319	6.83%	7.82%	7.49%	8.03%	25300.00%
18-Dec-19	265,624,915.95	1,057.054457	6.50%	7.80%	7.39%	8.03%	25200.00%
17-Dec-19	265,264,046.62	1,056.596697	6.40%	7.65%	7.31%	7.98%	25100.00%
16-Dec-19	268,727,097.22	1,057.125026	7.29%	8.44%	7.58%	8.13%	25000.00%
15-Dec-19	268,253,493.71	1,057.150234	7.60%	8.54%	7.64%	8.21%	24900.00%
14-Dec-19	268,201,368.00	1,056.944814	7.69%	8.54%	7.37%	8.16%	24800.00%
13-Dec-19	268,149,242.24	1,056.739393	6.68%	8.21%	7.37%	8.17%	24700.00%
12-Dec-19	268,091,534.30	1,056.638070	6.87%	8.39%	7.41%	8.20%	24600.00%
11-Dec-19	254,011,449.11	1,056.305036	7.03%	8.32%	7.72%	8.18%	24500.00%
10-Dec-19	253,962,151.88	1,056.141612	6.89%	8.34%	7.52%	8.19%	24400.00%
9-Dec-19	253,796,784.33	1,055.661744	6.61%	8.13%	7.35%	8.14%	24300.00%
8-Dec-19	253,348,831.07	1,055.928683	7.19%	8.43%	7.54%	8.24%	24200.00%
7-Dec-19	253,300,214.33	1,055.726054	7.46%	8.38%	7.53%	8.49%	24100.00%
6-Dec-19	253,251,597.54	1,055.523425	8.31%	8.29%	7.53%	8.28%	24000.00%
5-Dec-19	243,359,362.50	1,055.056616	7.94%	8.16%	7.43%	8.22%	23900.00%
4-Dec-19	243,223,431.29	1,054.467301	7.58%	7.93%	7.24%	8.15%	23800.00%
3-Dec-19	243,013,151.96	1,053.901654	7.21%	7.72%	7.06%	8.08%	23700.00%
2-Dec-19	241,602,758.84	1,054.530000	8.22%	8.23%	7.40%	8.07%	23600.00%
1-Dec-19	242,318,331.93	1,054.490000	8.46%	7.99%	7.45%	8.13%	23500.00%
30-Nov-19	242,275,139.38	1,054.300000	8.03%	8.11%	7.47%	8.14%	23400.00%
29-Nov-19	242,232,902.99	1,054.120000	8.07%	8.09%	7.48%	8.28%	23300.00%

Este Documento contiene datos e informaciones clasificados como “Publica”, que en virtud de la ley es catalogada como no confidencial y, en consecuencia, puede divulgarse sin restricciones.

Fecha	Patrimonio neto del Fondo	Valor Cuota	Rentabilidad				
			30 días	60 días	90 días	180 días	365 días
28-Nov-19	241,902,470.06	1,053.841714	9.44%	8.15%	7.45%	8.26%	23200.00%
27-Nov-19	240,297,867.34	1,053.602304	8.96%	8.13%	7.35%	8.26%	23100.00%
26-Nov-19	240,090,087.74	1,052.691280	8.18%	7.72%	7.09%	8.07%	23000.00%
25-Nov-19	240,009,740.46	1,052.338992	8.06%	7.58%	7.23%	7.96%	22900.00%
24-Nov-19	240,077,279.69	1,052.635123	8.68%	7.93%	7.36%	8.33%	22800.00%
23-Nov-19	240,022,163.29	1,052.393461	9.11%	7.76%	7.48%	8.51%	22700.00%
22-Nov-19	239,967,046.80	1,052.151799	9.00%	7.74%	7.47%	8.45%	22600.00%
21-Nov-19	239,979,357.95	1,052.205778	9.49%	8.02%	7.57%	8.51%	22500.00%
20-Nov-19	239,916,492.94	1,051.930142	10.20%	7.98%	7.42%	8.49%	22400.00%
19-Nov-19	239,605,676.22	1,051.396485	8.76%	7.78%	7.17%	8.40%	22300.00%
18-Nov-19	239,984,925.60	1,051.434637	9.04%	7.79%	7.56%	8.44%	22200.00%
17-Nov-19	239,901,170.37	1,051.067684	8.85%	7.72%	7.56%	8.25%	22100.00%
16-Nov-19	239,846,119.21	1,050.826491	9.53%	7.67%	7.53%	8.34%	22000.00%
15-Nov-19	239,791,067.75	1,050.585297	9.42%	7.61%	7.52%	8.35%	21900.00%
14-Nov-19	239,728,176.93	1,050.309756	9.33%	7.16%	7.50%	8.33%	21800.00%
13-Nov-19	237,476,734.52	1,050.967206	9.68%	7.67%	7.85%	8.50%	21700.00%
12-Nov-19	237,187,411.14	1,050.704413	9.86%	7.63%	7.86%	8.80%	21600.00%
11-Nov-19	237,069,280.24	1,050.235423	9.55%	8.01%	7.73%	8.78%	21500.00%
10-Nov-19	237,042,117.16	1,050.190425	9.74%	7.79%	7.69%	8.71%	21400.00%
9-Nov-19	236,990,203.12	1,049.960425	9.59%	7.67%	7.64%	8.79%	21300.00%
8-Nov-19	236,936,685.28	1,049.723320	9.62%	7.67%	7.64%	8.79%	21200.00%
7-Nov-19	236,839,713.72	1,049.293698	9.24%	7.52%	7.55%	8.74%	21100.00%
6-Nov-19	236,630,281.54	1,048.365830	8.21%	7.10%	7.36%	8.60%	21000.00%
5-Nov-19	236,547,249.95	1,048.219456	8.33%	7.13%	7.51%	8.38%	20900.00%
4-Nov-19	236,483,041.55	1,047.934928	8.23%	7.02%	7.48%	8.59%	20800.00%
3-Nov-19	236,428,408.02	1,047.692828	8.19%	6.94%	7.41%	9.05%	20700.00%
2-Nov-19	236,373,774.45	1,047.450729	8.19%	6.94%	7.48%	8.92%	20600.00%
1-Nov-19	236,319,140.83	1,047.208629	7.48%	6.90%	7.48%	8.83%	20500.00%
31-Oct-19	236,453,038.38	1,047.389239	8.14%	7.14%	7.65%	8.90%	20400.00%
30-Oct-19	236,241,590.55	1,047.170055	8.06%	7.13%	7.75%	8.90%	20300.00%
29-Oct-19	234,144,460.97	1,045.729137	6.81%	6.40%	7.24%	8.64%	20200.00%
28-Oct-19	232,657,993.42	1,045.789965	7.12%	6.43%	7.37%	8.69%	20100.00%
27-Oct-19	231,409,004.52	1,045.657453	7.21%	6.50%	7.46%	8.30%	20000.00%
26-Oct-19	231,355,900.97	1,045.417496	7.06%	6.77%	7.54%	8.40%	19900.00%
25-Oct-19	231,302,797.42	1,045.177539	7.13%	6.65%	7.53%	8.39%	19800.00%
24-Oct-19	231,168,498.96	1,044.570691	6.36%	6.62%	7.39%	8.30%	19700.00%
23-Oct-19	231,273,876.91	1,044.427822	6.43%	6.65%	7.52%	8.31%	19600.00%
22-Oct-19	231,388,924.26	1,044.057973	6.49%	6.56%	7.50%	9.59%	19500.00%
21-Oct-19	231,194,958.42	1,043.182773	5.70%	5.98%	7.36%	9.58%	19400.00%
20-Oct-19	231,115,923.21	1,043.880896	6.76%	6.33%	7.62%	8.33%	19300.00%
19-Oct-19	231,071,147.16	1,043.678656	6.49%	6.77%	7.65%	8.32%	19200.00%
18-Oct-19	231,026,371.07	1,043.476416	6.55%	6.87%	7.67%	8.30%	19100.00%
17-Oct-19	230,646,104.01	1,042.661499	5.77%	6.48%	7.44%	8.15%	19000.00%
16-Oct-19	230,545,938.04	1,042.511525	5.75%	6.52%	7.83%	8.15%	18900.00%
15-Oct-19	230,139,278.28	1,042.318315	4.96%	6.54%	7.83%	8.13%	18800.00%
14-Oct-19	230,218,191.29	1,042.675718	5.61%	6.88%	7.98%	8.14%	18700.00%
13-Oct-19	230,125,503.90	1,042.255930	5.36%	6.80%	7.97%	8.14%	18600.00%
12-Oct-19	230,080,765.01	1,042.053304	6.42%	6.77%	8.10%	8.17%	18500.00%
11-Oct-19	230,036,026.08	1,041.850678	5.80%	6.61%	8.11%	8.12%	18400.00%
10-Oct-19	229,983,318.90	1,041.747822	5.71%	6.61%	8.17%	8.14%	18300.00%
9-Oct-19	228,514,794.97	1,041.490206	5.68%	6.59%	8.02%	8.13%	18200.00%

Este Documento contiene datos e informaciones clasificados como “Publica”, que en virtud de la ley es catalogada como no confidencial y, en consecuencia, puede divulgarse sin restricciones.

Fecha	Patrimonio neto del Fondo	Valor Cuota	Rentabilidad				
			30 días	60 días	90 días	180 días	365 días
8-Oct-19	236,412,800.32	1,041.383241	5.75%	6.66%	7.68%	8.39%	18100.00%
7-Oct-19	239,370,814.71	1,041.341152	5.94%	6.89%	8.05%	0.00%	18000.00%
6-Oct-19	239,314,371.92	1,041.095607	5.90%	7.05%	8.16%	0.00%	17900.00%
5-Oct-19	239,267,702.91	1,040.892582	5.77%	7.05%	8.15%	0.00%	17800.00%
4-Oct-19	239,221,033.86	1,040.69	5.65%	6.97%	8.15%	0.00%	17700.00%
3-Oct-19	245,449,676.35	1,040.45	5.65%	7.07%	8.15%	0.00%	17600.00%
2-Oct-19	245,134,761.76	1,040.81	6.28%	7.43%	8.39%	0.00%	17500.00%
1-Oct-19	244,947,763.18	1,040.43	6.11%	7.35%	8.30%	0.00%	17400.00%
30-Sep-19	243,912,200.13	1,040.28	6.16%	7.54%	8.12%	0.00%	17300.00%
29-Sep-19	243,818,445.73	1,039.91	5.95%	7.42%	8.24%	0.00%	17200.00%
43736	243770640.8	1039.701498	0.057033596	0.07450227	0.083528373	0	1[illegible]

Este Documento contiene datos e informaciones clasificados como “Publica”, que en virtud de la ley es catalogada como no confidencial y, en consecuencia, puede divulgarse sin restricciones.